

Current conditions at 35 Beacon Street

View from sidewalk




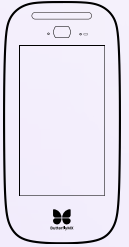
Current conditions at 35 Beacon Street
View from sidewalk



Current conditions at 35 Beacon Street

View from front door





8" Surface Mount Intercom

Product Specifications

Display

- Brightness: 1500 nit (cd/m²)
- Diagonal length: 8"
- Resolution: 720 × 1280
- Contrast ratio: 1000 (typical)
- Capacitive touch with multi-touch capability
- Anti-reflection and anti-fingerprint coated (anti-UV for the blacked-out portion around the screen)
- Chemical resistant: 26H (hardness)

Features

- Credential reader (RFID, compatible with ButterflyMX Access Control System)
- Wide-angle camera for optimized field of view
- Audio noise cancellation
- Security light
- ADA-compliant help button on bottom of intercom
- Intuitive mounting system design
- Robust aluminum housing with silver powder coating
- Temperature: -40°C ~ +60°C (-40°F ~ +140°F); 5-95% humidity non-condensing
- Wiegand compatibility (coming soon)

Dimensions

- 11.54" H x 5.67" W x 2.43" D (maximum depth)
- Weight (with mounting plate): 4lbs 7oz

Power Requirements

- Intercom input voltage: 9-24VDC (powered by AC power brick)
- DC Output: DC +24V @ 2.08A
- Standby Power Consumption: 12.7W
- Maximum Power Consumption: 34W
- Relay Max Switching Current: 2A (Max Switching Power 62.5VA)
- UPS required, not provided

Network Requirements

- Wired connectivity: Ethernet (Cat 5e/Cat6, minimum bandwidth of 2 Mb/s)
- Wireless: WiFi (802.11ac, 5GHz)
- Alternative connectivity methods: Point-to-point, Cellular router

Certifications

- IP65 dust and water resistance
- FCC Part 15
- IC (Canada)
- CE (EU)
- UL 62368, 50E, 294
- CP65
- TSCA
- IFETEL and NOM
- Materials: REACH, WEEE 3R, and ROHS

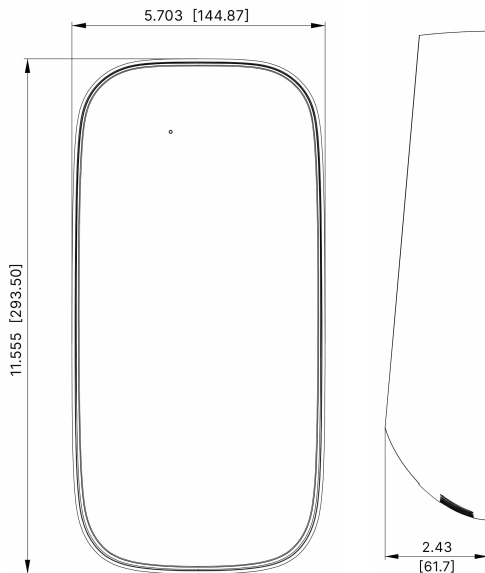


8" Surface Mount Intercom

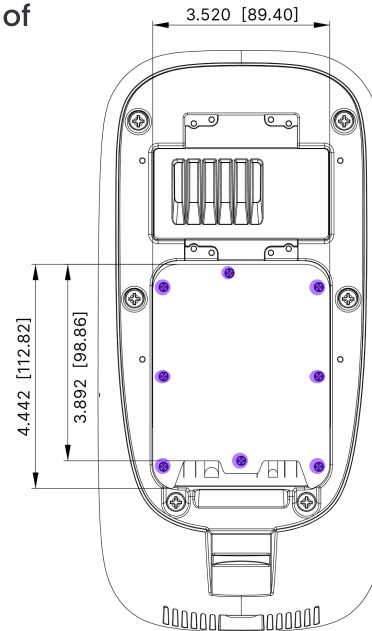
Product Cut Sheet

 Images are not to scale.

Front and Side of Intercom

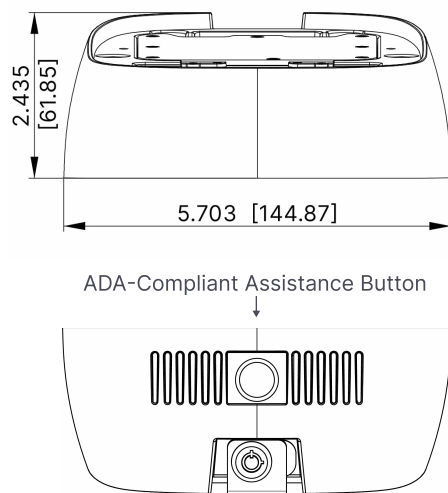


Rear Side of Intercom

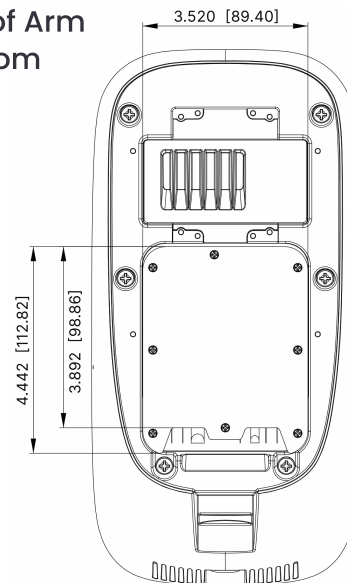


The purple highlighted screws are the removable screws required to access I/O ports.

Top and Bottom Side of Intercom



Rear Side of Arm and Intercom



Version: **v1 (updated 10/24/23)**

Software: **v2.1**

©2023 ButterflyMX, Inc.

(800) 398-4416 ext. 2

support@butterflymx.com

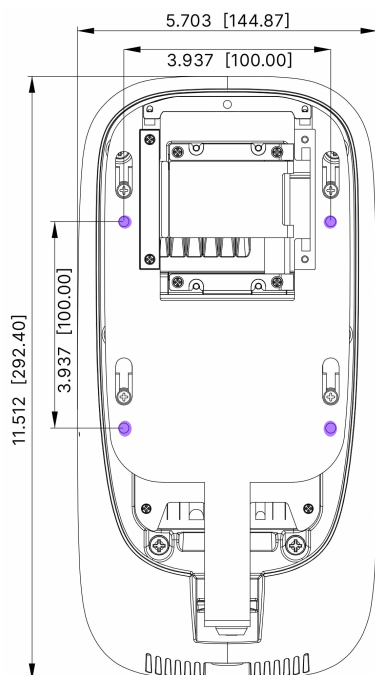
butterflymx.com

8" Surface Mount Intercom

Product Cut Sheet

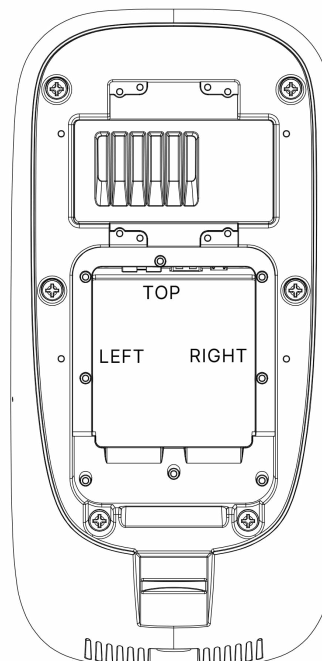
 Images are not to scale.

Back Plate

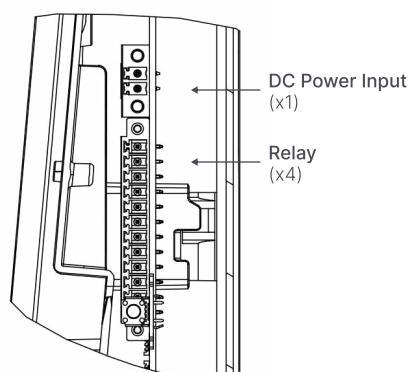


The purple highlighted holes are for mounting.

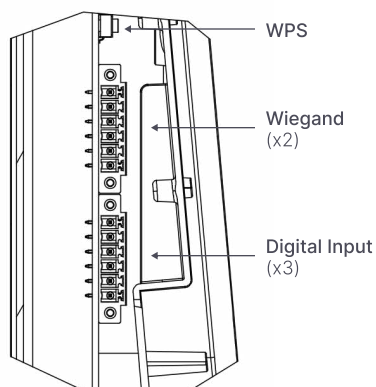
I/O Plate Removed



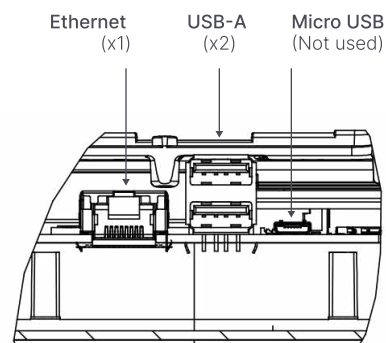
Left Side Interface



Right Side Interface



Top Side Interface

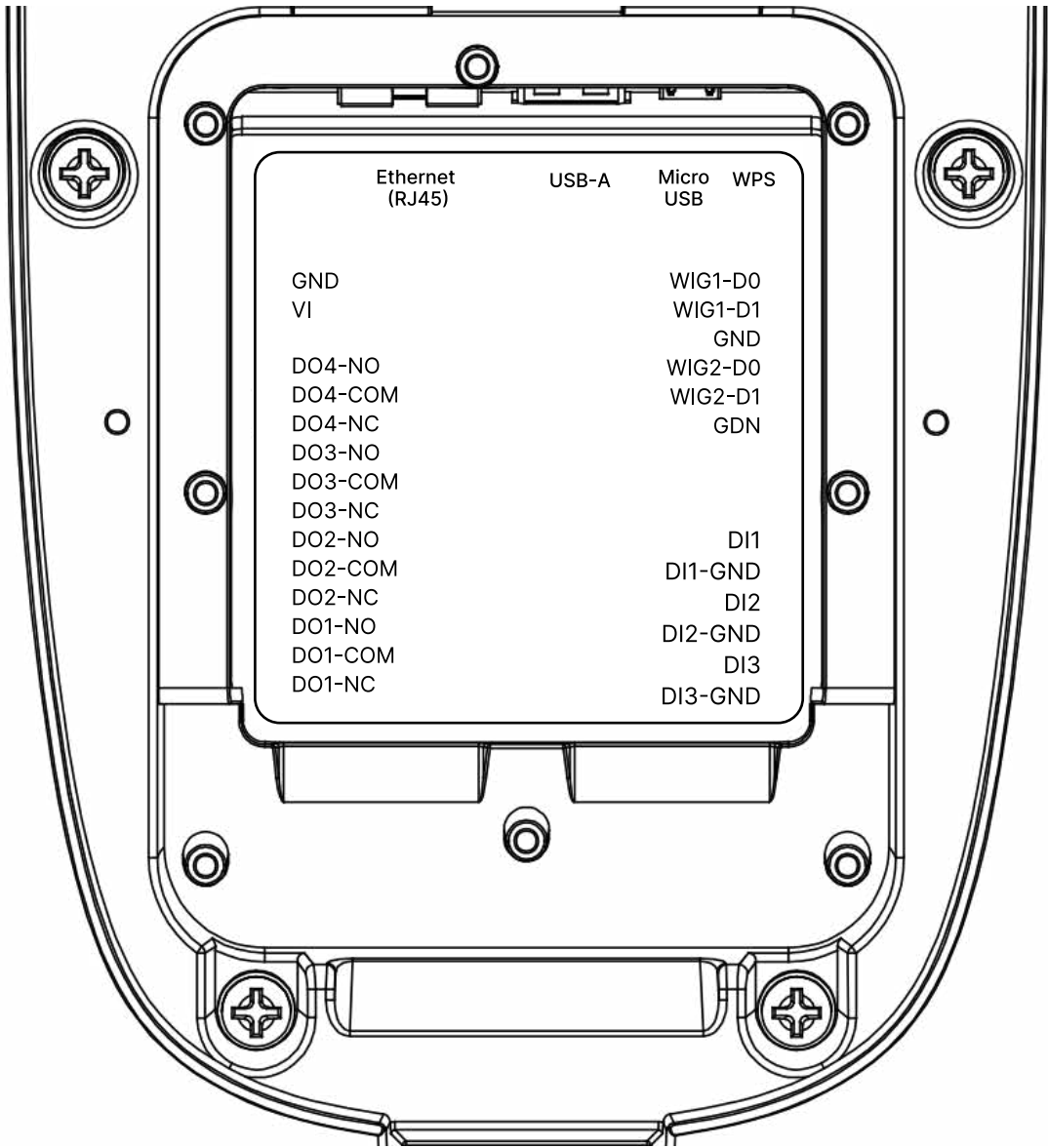


8" Surface Mount Intercom

Product Cut Sheet

 Images are not to scale.

Door Open (Interior Panel Diagram Detail)



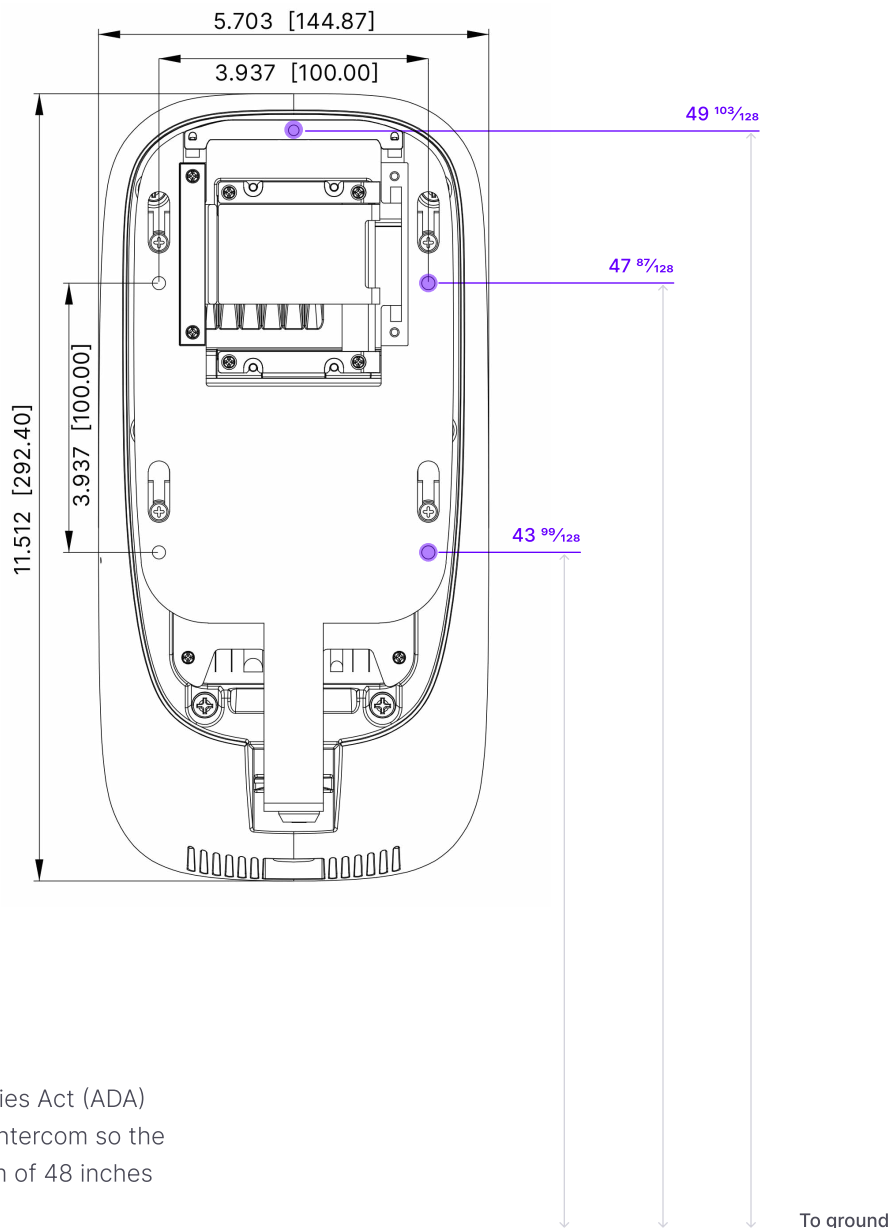
8" Surface Mount Intercom

Product Cut Sheet



Images are not to scale.

ADA guidelines



The Americans with Disabilities Act (ADA) recommends mounting the Intercom so the touchable area is a maximum of 48 inches from the ground.

Proposed changes at 35 Beacon Street

View from front door

