

Worker Empowerment

Worker Empowerment	259
Labor Compliance and Worker Protections	261
Boston Residents Job Policy	265
Worker Empowerment Administration	266
Office of Workforce Development	267
OWD Admin	274
OWD	275
Youth Employment and Opportunity	285
Yth Employment and Opportunity Admin	291

Worker Empowerment

Trinh Nguyen, Chief of Worker Empowerment

Cabinet Mission

The Worker Empowerment Cabinet (WE) leads the City of Boston’s work in advancing the well-being of all working residents in both the public and private sectors. Worker Empowerment ensures better accountability and coordination, and closely aligns worker empowerment policy and programs to create a safe, healthy, and climate resilient city for all.

Operating Budget	Total Actual '22	Total Actual '23	Total Approp '24	Total Budget '25
Labor Compliance and Worker Protections	0	1,941,822	2,990,232	1,957,657
Office of Workforce Development	0	0	0	7,525,543
Youth Employment and Opportunity	11,212,681	17,165,368	18,357,045	22,630,310
Total	11,212,681	19,107,190	21,347,277	32,113,510

External Funds Expenditures	Total Actual '22	Total Actual '23	Total Approp '24	Total Budget '25
Office of Workforce Development	0	0	0	28,244,478
Youth Employment and Opportunity	14,521	660,255	1,639,348	1,412,575
Total	14,521	660,255	1,639,348	29,657,053

Labor Compliance and Worker Protections Operating Budget

Jodi Sugerman-Brozan, Deputy Chief, Worker Empowerment, Appropriation 157000

Department Mission

The Office of Labor Compliance and Worker Protections uses the power and scale of the City of Boston's procurement, contracting, licensing and permitting processes to drive safe, equitable, empowering labor standards for all Boston workers and to ensure a level playing field so that employers that pay their workers fairly, provide good quality jobs and keep their workers safe and healthy have equal access to City contracts and resources.

Selected Performance Goals

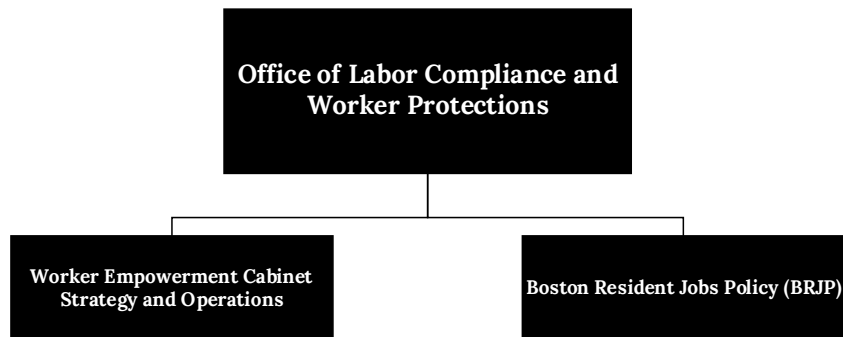
Boston Residents Job Policy

- Increase Diversity in COB Workforce.

Operating Budget	Program Name	Total Actual '22	Total Actual '23	Total Approp '24	Total Budget '25
	Boston Residents Job Policy	0	1,941,822	1,181,392	1,149,689
	Worker Empowerment Administration	0	0	1,808,840	807,968
	Total	0	1,941,822	2,990,232	1,957,657

Operating Budget		Actual '22	Actual '23	Approp '24	Budget '25
	Personnel Services	0	1,746,654	1,285,812	1,404,897
	Non Personnel	0	195,168	1,704,420	552,760
	Total	0	1,941,822	2,990,232	1,957,657

Labor Compliance and Worker Protections Operating Budget



Description of Services

The Labor Compliance and Worker Protections will ensure compliance with all City labor policies and laws. The Department will ensure that all covered City of Boston vendors comply with the Boston Jobs, Prevailing Wage and Living Wage Ordinance (including new compliance activities for the prevailing wage requirements added to the Ordinance in 2021) and support the Living Wage Advisory Committee. The Office supports the Inspectional Services Department in the implementation of the Construction and Demolition Safety Ordinance that went into effect on 12/1/23 by providing free health and safety training and support to contractors. The Boston Resident Jobs Policy Office (BRJP) oversees compliance with the Boston Residents Jobs Policy which monitors approximately 120 construction projects per year in their effort to reach local hiring goals defined by the Boston Residents Jobs Policy (51% Boston residents, 40% people of color and 12% women). The BRJP office also coordinates the Boston Employment Commission and the BRJP Jobs Bank. The Office of Labor Compliance and Worker Protections oversees the Workers Rights' Initiative that provides resources, training and events to ensure Boston workers know and can exercise their rights on the job.

Department History

Personnel Services	FY22 Expenditure	FY23 Expenditure	FY24 Appropriation	FY25 Adopted	Inc/Dec 24 vs 25
51000 Permanent Employees	0	1,746,654	1,270,812	1,404,897	134,085
51100 Emergency Employees	0	0	0	0	0
51200 Overtime	0	0	0	0	0
51600 Unemployment Compensation	0	0	0	0	0
51700 Workers' Compensation	0	0	15,000	0	-15,000
Total Personnel Services	0	1,746,654	1,285,812	1,404,897	119,085
Contractual Services	FY22 Expenditure	FY23 Expenditure	FY24 Appropriation	FY25 Adopted	Inc/Dec 24 vs 25
52100 Communications	0	819	2,260	2,260	0
52200 Utilities	0	0	0	0	0
52400 Snow Removal	0	0	0	0	0
52500 Garbage/Waste Removal	0	0	0	0	0
52600 Repairs Buildings & Structures	0	0	0	0	0
52700 Repairs & Service of Equipment	0	0	400	400	0
52800 Transportation of Persons	0	3,056	6,480	6,480	0
52900 Contracted Services	0	163,352	534,600	534,600	0
Total Contractual Services	0	167,227	543,740	543,740	0
Supplies & Materials	FY22 Expenditure	FY23 Expenditure	FY24 Appropriation	FY25 Adopted	Inc/Dec 24 vs 25
53000 Auto Energy Supplies	0	0	0	0	0
53200 Food Supplies	0	159	1,000	1,000	0
53400 Custodial Supplies	0	0	0	0	0
53500 Med, Dental, & Hosp Supply	0	0	0	0	0
53600 Office Supplies and Materials	0	2,087	2,000	2,000	0
53700 Clothing Allowance	0	2,750	2,250	2,250	0
53800 Educational Supplies & Mat	0	0	0	0	0
53900 Misc Supplies & Materials	0	1,567	570	570	0
Total Supplies & Materials	0	6,563	5,820	5,820	0
Current Chgs & Oblig	FY22 Expenditure	FY23 Expenditure	FY24 Appropriation	FY25 Adopted	Inc/Dec 24 vs 25
54300 Workers' Comp Medical	0	0	0	0	0
54400 Legal Liabilities	0	0	0	0	0
54500 Aid To Veterans	0	0	0	0	0
54600 Current Charges H&I	0	0	0	0	0
54700 Indemnification	0	0	0	0	0
54800 Reserve Account	0	0	0	0	0
54900 Other Current Charges	0	8,251	0	0	0
Total Current Chgs & Oblig	0	8,251	0	0	0
Equipment	FY22 Expenditure	FY23 Expenditure	FY24 Appropriation	FY25 Adopted	Inc/Dec 24 vs 25
55000 Automotive Equipment	0	0	0	0	0
55400 Lease/Purchase	0	0	0	0	0
55600 Office Furniture & Equipment	0	0	0	0	0
55900 Misc Equipment	0	13,127	3,200	3,200	0
Total Equipment	0	13,127	3,200	3,200	0
Other	FY22 Expenditure	FY23 Expenditure	FY24 Appropriation	FY25 Adopted	Inc/Dec 24 vs 25
56200 Special Appropriation	0	0	1,151,660	0	-1,151,660
57200 Structures & Improvements	0	0	0	0	0
58000 Land & Non-Structure	0	0	0	0	0
Total Other	0	0	1,151,660	0	-1,151,660
Grand Total	0	1,941,822	2,990,232	1,957,657	-1,032,575

Department Personnel

Title	Union Code	Grade	Position	FY25 Salary	Title	Union Code	Grade	Position	FY25 Salary
Deputy Chief of Operations	EXM	12	2.00	277,494	Operations.Manager	SE1	07	1.00	101,458
Dir, Administration & Finance	EXM	11	1.00	120,473	Prin Accountant	SU4	16	1.00	84,005
Executive Coordinator	SU4	18	1.00	90,464	Prin Admin Assistant	SE1	08	1.00	114,543
					Sr Research Analyst (BRJP)	SU4	18	6.00	589,717
					Total			13	1,378,154
					Adjustments				
					Differential Payments				0
					Other				26,743
					Chargebacks				0
					Salary Savings				0
					FY25 Total Request				1,404,897

Program 1. Boston Residents Job Policy

Christopher Brown, *Manager*, Organization 157100

Program Description

The BRJP Office oversees compliance with the Boston Resident Jobs Policy which monitors approximately 120 construction projects per year in their efforts to reach local hiring goals defined by the Boston Residents Jobs Policy (51% Boston residents, 40% people of color and 12% women). The office also coordinates the Boston Employment Commission and the BRJP Jobs Bank. In FY23, this Org contained what is now the Department of Supplier Diversity (Appropriation 156 in FY24 forward).

Operating Budget	Actual '22	Actual '23	Approp '24	Budget '25
Personnel Services	0	1,746,654	918,632	1,006,929
Non Personnel	0	195,168	262,760	142,760
Total	0	1,941,822	1,181,392	1,149,689

Performance

Goal: Increase Diversity in COB Workforce

Performance Measures	Actual '22	Actual '23	Projected '24	Target '25
% of employees who are people of color		83%	79%	50%
% of employees who are women		44%	50%	40%

Program 2. Worker Empowerment Administration

Jodi Sugerman-Brozan, Manager, Organization 157200

Program Description

The Labor Compliance and Worker Protections will ensure that all covered City of Boston vendors comply with the Boston Jobs, Prevailing Wage and Living Wage Ordinance (including new compliance activities for the prevailing wage requirements added to the Ordinance in 2021) and support the Living Wage Advisory Committee. The Office will also ensure that the Wage Theft Executive Order is enforced by collecting and sharing data on wage violations with City staff responsible for procurement and licensing. The program also provides free health and safety training and guidance to contractors to support the implementation of the City’s Construction and Demolition Safety Ordinance, and works with community partners to provide free training, resources and events to ensure workers know and can exercise their rights on the job as part of its Workers’ Rights Initiative.

Operating Budget	Actual '22	Actual '23	Approp '24	Budget '25
Personnel Services	0	0	367,180	397,968
Non Personnel	0	0	1,441,660	410,000
Total	0	0	1,808,840	807,968

Office of Workforce Development Operating Budget

Trinh Nguyen, Chief of Worker Empowerment, Appropriation 183000

Department Mission

The Office of Workforce Development (OWD) as part of the Worker Empowerment Cabinet strives to ensure that all Boston residents can participate in the city's economic growth and future. OWD focuses on creating competitive workforce development policies and initiatives that set Boston's youth and adults on career paths toward economic security. Through collaboration with workforce development and education partnerships, OWD aims to empower Boston workers and promote upward mobility by providing access to financial literacy resources, skills and job training programs, and career pipelines.

Operating Budget	Program Name	Total Actual '22	Total Actual '23	Total Approp '24	Total Budget '25
	OWD Admin	0	0	0	366,174
	OWD	0	0	0	7,159,369
	Total	0	0	0	7,525,543

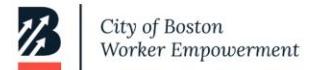
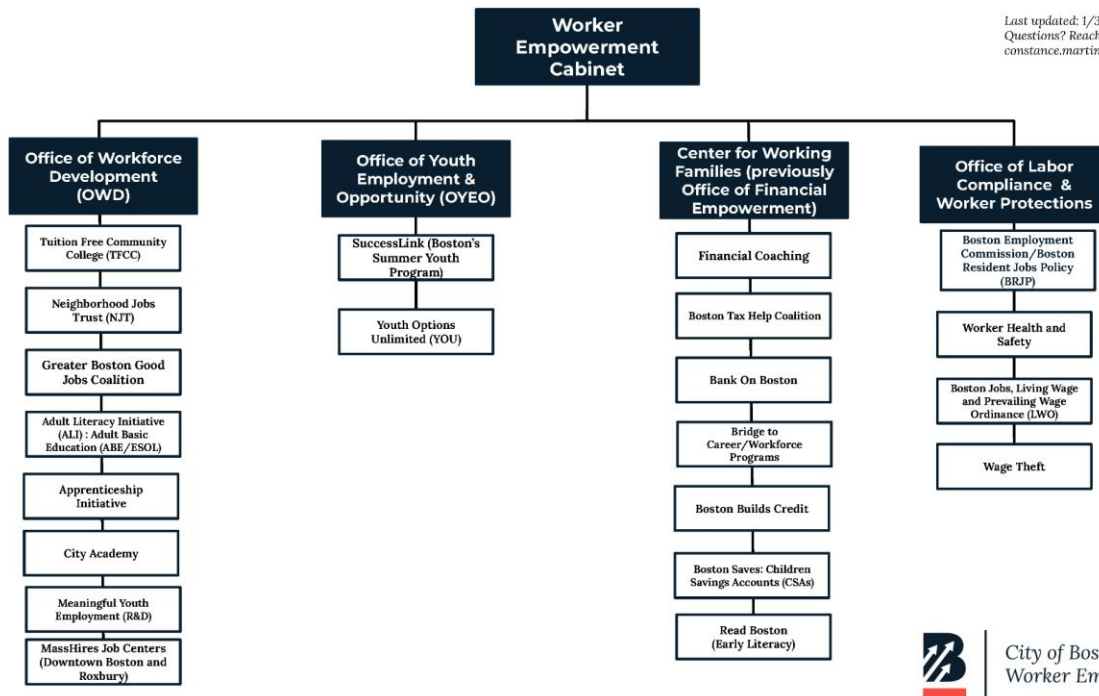
External Funds Budget	Fund Name	Total Actual '22	Total Actual '23	Total Approp '24	Total Budget '25
	WIOA Adult Admin 25	0	0	0	155,553
	WIOA Youth Admin 25	0	0	0	140,699
	WIOA Dislocated Workers Admin 25	0	0	0	104,566
	Wagner Peyser 90% 25	0	0	0	1,102,737
	Wagner Peyser 10% 25	0	0	0	85,394
	REA 25	0	0	0	382,932
	WIOA Adult Program 25	0	0	0	1,399,976
	WIOA Youth Program 25	0	0	0	1,808,990
	WIOA Dislocated Workers Program 25	0	0	0	941,091
	EITC/VITA 25	0	0	0	250,000
	Community Dev Block Grant (CDBG) 25	0	0	0	468,600
	Community Project Funding (TFCC) 25	0	0	0	333,333
	EDA Good Jobs Challenge 25	0	0	0	7,945,852
	USFS Inflation Reduction Act 25	0	0	0	644,458
	Apprenticeship Building America 25	0	0	0	951,745
	Gun Violence Prevention 25	0	0	0	350,000
	DOR/VITA 25	0	0	0	750,000
	Skill Up/DYS YOU 25	0	0	0	84,728
	YouthWorks 25	0	0	0	8,437,951
	Mass Commission for the Blind 25	0	0	0	13,735
	Mass Rehabilitation Commission 25	0	0	0	3,297
	Elder Affairs/SCEP 25	0	0	0	2,761
	Operation ABLE 25	0	0	0	161
	YOU Shannon State 25	0	0	0	100,000
	Dept. of Education - State Literacy 25	0	0	0	40,937
	One Stop 25	0	0	0	648,433
	Workforce Training Fund 25	0	0	0	95,000
	Dept of Transitional Assistance 25	0	0	0	52,732
	BTHC General Fund 25	0	0	0	37,897
	FYOB Donations 25	0	0	0	289,424
	FYOB State Street 25	0	0	0	34,829

FYOB Baupost 25	0	0	0	42,870
Office of Financial Empowerment 25	0	0	0	340,649
BTHC Santander 25	0	0	0	93,149
PowerCorps BOS Donations 25	0	0	0	110,000
Total	0	0	0	28,244,477

Operating Budget	Actual '22	Actual '23	Approp '24	Budget '25
Personnel Services	0	0	0	3,602,535
Non Personnel	0	0	0	3,923,008
Total	0	0	0	7,525,543

Office of Workforce Development Operating Budget

Last updated: 1/31/23
 Questions? Reach out to
 constance.martin@boston.gov



Description of Services

The department offers workforce training for residents to access job training, employment, financial literacy, and education opportunities.

Department History

Personnel Services	FY22 Expenditure	FY23 Expenditure	FY24 Appropriation	FY25 Adopted	Inc/Dec 24 vs 25
51000 Permanent Employees	0	0	0	3,520,347	3,520,347
51100 Emergency Employees	0	0	0	69,400	69,400
51200 Overtime	0	0	0	0	0
51600 Unemployment Compensation	0	0	0	3,391	3,391
51700 Workers' Compensation	0	0	0	9,397	9,397
Total Personnel Services	0	0	0	3,602,535	3,602,535
Contractual Services	FY22 Expenditure	FY23 Expenditure	FY24 Appropriation	FY25 Adopted	Inc/Dec 24 vs 25
52100 Communications	0	0	0	1,679	1,679
52200 Utilities	0	0	0	1,161	1,161
52400 Snow Removal	0	0	0	0	0
52500 Garbage/Waste Removal	0	0	0	0	0
52600 Repairs Buildings & Structures	0	0	0	0	0
52700 Repairs & Service of Equipment	0	0	0	345	345
52800 Transportation of Persons	0	0	0	9,817	9,817
52900 Contracted Services	0	0	0	3,910,006	3,910,006
Total Contractual Services	0	0	0	3,923,008	3,923,008
Supplies & Materials	FY22 Expenditure	FY23 Expenditure	FY24 Appropriation	FY25 Adopted	Inc/Dec 24 vs 25
53000 Auto Energy Supplies	0	0	0	0	0
53200 Food Supplies	0	0	0	0	0
53400 Custodial Supplies	0	0	0	0	0
53500 Med, Dental, & Hosp Supply	0	0	0	0	0
53600 Office Supplies and Materials	0	0	0	0	0
53700 Clothing Allowance	0	0	0	0	0
53800 Educational Supplies & Mat	0	0	0	0	0
53900 Misc Supplies & Materials	0	0	0	0	0
Total Supplies & Materials	0	0	0	0	0
Current Chgs & Oblig	FY22 Expenditure	FY23 Expenditure	FY24 Appropriation	FY25 Adopted	Inc/Dec 24 vs 25
54300 Workers' Comp Medical	0	0	0	0	0
54400 Legal Liabilities	0	0	0	0	0
54500 Aid To Veterans	0	0	0	0	0
54600 Current Charges H&I	0	0	0	0	0
54700 Indemnification	0	0	0	0	0
54800 Reserve Account	0	0	0	0	0
54900 Other Current Charges	0	0	0	0	0
Total Current Chgs & Oblig	0	0	0	0	0
Equipment	FY22 Expenditure	FY23 Expenditure	FY24 Appropriation	FY25 Adopted	Inc/Dec 24 vs 25
55000 Automotive Equipment	0	0	0	0	0
55400 Lease/Purchase	0	0	0	0	0
55600 Office Furniture & Equipment	0	0	0	0	0
55900 Misc Equipment	0	0	0	0	0
Total Equipment	0	0	0	0	0
Other	FY22 Expenditure	FY23 Expenditure	FY24 Appropriation	FY25 Adopted	Inc/Dec 24 vs 25
56200 Special Appropriation	0	0	0	0	0
57200 Structures & Improvements	0	0	0	0	0
58000 Land & Non-Structure	0	0	0	0	0
Total Other	0	0	0	0	0
Grand Total	0	0	0	7,525,543	7,525,543

Department Personnel

Title	Union Code	Grade	Position	FY24 Salary	Title	Union Code	Grade	Position	FY24 Salary	
Admn & Fin Mngr - PowerCorps	BXM	NG	1.00	72,100	Grants Manager	BXM	NG	0.25	18,852	
Assistant Dep. Dir	BXM	NG	0.35	30,800	Outreach Coordinator	BXM	NG	1.00	62,000	
Comp Manager/Contracts	BXM	NG	0.24	24,730	Prgrm Mgr - Wrkfr Training & Dev	BXM	NG	1.00	90,640	
Crew Leader Powercorps BOS	BXM	NG	5.00	311,062	Senior Policy Manager	BXM	NG	1.00	87,000	
Dir of RSC, Eval, Analysis	BXM	NG	0.36	36,108	Suppt Srvcs Mngr-PowerCorpsBos	BXM	NG	2.00	149,541	
Grants & Budget Assistant	BXM	NG	0.45	30,150	Workforce Dev` Dir- Green Youth	BXM	NG	1.00	89,610	
Grants and Budget Specialist	BXM	NG	0.19	13,490						
								Total	13.84	1,016,083
Adjustments										
								Differential Payments	0	
								Other	2,522,714	
								Chargebacks	0	
								Salary Savings	-18,540	
								FY25 Total Request	3,520,347	

External Funds History

Personnel Services	FY22 Expenditure	FY23 Expenditure	FY24 Appropriation	FY25 Adopted	Inc/Dec 24 vs 25
51000 Permanent Employees	0	0	0	3,029,660	3,029,660
51100 Emergency Employees	0	0	0	0	0
51200 Overtime	0	0	0	0	0
51300 Part Time Employees	0	0	0	0	0
51400 Health Insurance	0	0	0	0	0
51500 Pension & Annuity	0	0	0	0	0
51600 Unemployment Compensation	0	0	0	0	0
51700 Workers' Compensation	0	0	0	0	0
51800 Indirect Costs	0	0	0	774,280	774,280
51900 Medicare	0	0	0	0	0
Total Personnel Services	0	0	0	3,803,940	3,803,940
Contractual Services	FY22 Expenditure	FY23 Expenditure	FY24 Appropriation	FY25 Adopted	Inc/Dec 24 vs 25
52100 Communications	0	0	0	25,799	25,799
52200 Utilities	0	0	0	20,159	20,159
52400 Snow Removal	0	0	0	0	0
52500 Garbage/Waste Removal	0	0	0	0	0
52600 Repairs Buildings & Structures	0	0	0	0	0
52700 Repairs & Service of Equipment	0	0	0	4,000	4,000
52800 Transportation of Persons	0	0	0	4,904	4,904
52900 Contracted Services	0	0	0	23,647,053	23,647,053
Total Contractual Services	0	0	0	23,701,915	23,701,915
Supplies & Materials	FY22 Expenditure	FY23 Expenditure	FY24 Appropriation	FY25 Adopted	Inc/Dec 24 vs 25
53000 Auto Energy Supplies	0	0	0	0	0
53200 Food Supplies	0	0	0	0	0
53400 Custodial Supplies	0	0	0	0	0
53500 Med, Dental, & Hosp Supply	0	0	0	0	0
53600 Office Supplies and Materials	0	0	0	146,799	146,799
53700 Clothing Allowance	0	0	0	0	0
53800 Educational Supplies & Mat	0	0	0	0	0
53900 Misc Supplies & Materials	0	0	0	80,760	80,760
Total Supplies & Materials	0	0	0	227,559	227,559
Current Chgs & Oblig	FY22 Expenditure	FY23 Expenditure	FY24 Appropriation	FY25 Adopted	Inc/Dec 24 vs 25
54300 Workers' Comp Medical	0	0	0	0	0
54400 Legal Liabilities	0	0	0	0	0
54600 Current Charges H&I	0	0	0	0	0
54700 Indemnification	0	0	0	0	0
54800 Reserve Account	0	0	0	0	0
54900 Other Current Charges	0	0	0	511,064	511,064
Total Current Chgs & Oblig	0	0	0	511,064	511,064
Equipment	FY22 Expenditure	FY23 Expenditure	FY24 Appropriation	FY25 Adopted	Inc/Dec 24 vs 25
55000 Automotive Equipment	0	0	0	0	0
55400 Lease/Purchase	0	0	0	0	0
55600 Office Furniture & Equipment	0	0	0	0	0
55900 Misc Equipment	0	0	0	0	0
Total Equipment	0	0	0	0	0
Other	FY22 Expenditure	FY23 Expenditure	FY24 Appropriation	FY25 Adopted	Inc/Dec 24 vs 25
56200 Special Appropriation	0	0	0	0	0
57200 Structures & Improvements	0	0	0	0	0
58000 Land & Non-Structure	0	0	0	0	0
Total Other	0	0	0	0	0
Grand Total	0	0	0	28,244,478	28,244,478

External Department Personnel

Title	Union Code	Grade	Position	FY24 Salary	Title	Union Code	Grade	Position	FY24 Salary
Asst Dep. Dir.	BXM	NG	5.52	478,726	Grants & Budget Assistant	BXM	NG	1.20	78,900
Assit Dir of Policy - Worker Empower	BXM	NG	1.00	91,000	Grants Administrator	BXM	NG	2.00	132,649
Case Manager	BXM	NG	3.00	186,690	Grants and Budget Manager	BXM	NG	1.00	80,600
Chief of Staff - Worker Empowerment/OWD	BXM	NG	1.00	130,000	Grants and Budget Specialist	BXM	NG	0.82	58,220
Chief of Worker Empowerment	BXM	NG	1.00	175,000	Grants Manager	BXM	NG	2.75	206,462
Communications Manager	BXM	NG	1.00	92,700	Job Coach and Retention Spec	BXM	NG	1.00	62,830
Compliance Manager/Contracts	BXM	NG	0.76	78,313	Prgrm and Admin Spec - OWD	BXM	NG	1.00	75,000
Compliance Specialist - WIOA Youth	BXM	NG	1.00	65,000	Prgrm Dir - Grn Yth Job Corps	BXM	NG	1.00	87,550
Data Analyst and Learning Specialist	BXM	NG	1.00	67,000	Prgrm Mngr - Asset Building and Fin. Cap	BXM	NG	1.00	76,221
Deputy Director	BXM	NG	2.00	225,600	Prgrm Mngr - Youth Emplmnt	BXM	NG	1.00	75,407
Development/Fundraising Manager	BXM	NG	1.00	68,547	Prgrm Ops and Database Spec	BXM	NG	1.00	62,315
Director of RSC, Eval, Analysis - OWD	BXM	NG	0.64	64,192	Prjct Mngr - PowerCorpBOS	BXM	NG	1.00	72,100
Director, Center for Working Families	BXM	NG	1.00	118,450	Senior Program Manager G6	BXM	NG	2.51	56,513
Financial Coach/Career Specialist	BXM	NG	2.00	134,423	Spec Projects Manager - OWD	BXM	NG	1.00	75,407
					Volunteer Program Manager	BXM	NG	1	75,407
					Total			41.2	3,251,222
					Adjustments				0
					Differential Payments				0
					Other				0
					Chargebacks				-221,562
					Salary Savings				0
					FY25 Total Request				3,029,660

Program 1. OWD Admin

Joseph Le, Manager, Organization 183100

Program Description

OWD Admin works across department initiatives to provide administrative support services like program logistics, financial management, and data analysis. By streamlining these tasks, OWD Admin helps the department in delivering successful workforce development programs and resources more effectively to Boston residents.

Operating Budget	Actual '22	Actual '23	Approp '24	Budget '25
Personnel Services	0	0	0	0
Non Personnel	0	0	0	366,174
Total	0	0	0	366,174

Program 2. OWD

Trinh Nguyen, Chief, Organization 183200

Program Description

The Office of Workforce Development (OWD) in Boston empowers residents by engaging employers, providing career training, financial resources, and career development programs. Their goal is to equip both youth and adults with the skills and educational attainment needed for economic mobility.

Operating Budget	Actual '22	Actual '23	Approp '24	Budget '25
Personnel Services	0	0	0	3,602,535
Non Personnel	0	0	0	3,556,834
Total	0	0	0	7,159,369

External Funds Projects

WIOA Adult Admin

Project Mission

The Workforce Innovation and Opportunity Act (WIOA) provides funding and resources to help individuals gain the skills and knowledge they need to succeed in the workplace. The act offers a variety of programs and services, including job training, apprenticeships, and work experience opportunities. The WIOA Adult Admin fund provides support for MassHire Workforce Board activities related to administering Boston's WIOA Adult funding.

WIOA Youth Admin

Project Mission

The Workforce Innovation and Opportunity Act (WIOA) provides funding and resources to help individuals gain the skills and knowledge they need to succeed in the workplace. The act offers a variety of programs and services, including job training, apprenticeships, and work experience opportunities. The WIOA Youth Admin fund provides support for MassHire Workforce Board activities related to administering Boston's WIOA Youth funding.

WIOA Dislocated Workers Admin

Project Mission

The Workforce Innovation and Opportunity Act (WIOA) provides funding and resources to help individuals gain the skills and knowledge they need to succeed in the workplace. The act offers a variety of programs and services, including job training, apprenticeships, and work experience opportunities. The WIOA Dislocated Workers Admin fund provides support for MassHire Workforce Board activities related to administering Boston's WIOA Dislocated Workers funding in response to large, unexpected layoff events causing significant job losses.

Wagner-Peyser Act

Project Mission

The Wagner-Peyser Act of 1933 established a nationwide system of public employment offices, now known as the Employment Service. The Employment Service seeks to improve the functioning of the nation's labor markets by bringing together individuals seeking employment with employers seeking workers. Funding provided under this act is used by the MassHire Career Centers, Workforce Board and the fiscal agent to provide intensive reemployment services.

Wagner Peyser 10%

Project Mission

The Wagner-Peyser Act of 1933 established a nationwide system of public employment offices, now known as the Employment Service. The Employment Service seeks to improve the functioning of the nation's labor markets by bringing together individuals seeking employment with employers seeking workers. Funding provided under this act is used by the MassHire Career Centers, Workforce Board and the fiscal agent to provide intensive reemployment services.

REA

Project Mission

The RESEA program provides Unemployment Insurance (UI) claimants entry to a full array on reemployment services available at MassHire Career Centers and helps ensure that claimants comply with all UI eligibility requirements. Individuals filing UI claims are active job seekers who, through the state's UI RESEA program, are made aware of the wide variety of reemployment services that are available to them.

WIOA Adult Program

Project Mission

The Workforce Innovation and Opportunity Act (WIOA) provides funding and resources to help individuals gain the skills and knowledge they need to succeed in the workplace. The act offers a variety of programs and services, including job training, apprenticeships, and work experience opportunities. The WIOA Adult Program fund provides the MassHire Career Centers with funding to provide intake, training, and other career development services for recently unemployed individuals.

WIOA Youth Program

Project Mission

The Workforce Innovation and Opportunity Act (WIOA) provides funding and resources to help individuals gain the skills and knowledge they need to succeed in the workplace. The act offers a variety of programs and services, including job training, apprenticeships, and work experience opportunities. The WIOA Youth Program fund provides support for job training, apprenticeships, and work experience opportunities for in-school and out-of-school youth.

WIOA Dislocated Workers Program

Project Mission

The Workforce Innovation and Opportunity Act (WIOA) provides funding and resources to help individuals gain the skills and knowledge they need to succeed in the workplace. The act offers a variety of programs and services, including job training, apprenticeships, and work experience opportunities. The WIOA Adult Program fund provides the MassHire Career Centers with funding to provide intake, training, and other career development services for recently unemployed individuals in response to large, unexpected layoff events causing significant job losses.

EITC/VITA

Project Mission

The Internal Revenue Service's (IRS) Volunteer Income Tax Assistance (VITA) and Tax Counseling for the Elderly (TCE) programs offer free basic tax return preparation to qualified taxpaying individuals. The EITC (Earned Income Tax Credit), a federal tax credit program, provides eligible working individuals and families with a refundable tax credit based on earned income. Through these grant funds provided by the IRS, the Boston Tax Help Coalition provides no cost tax preparation services for low- and moderate-income individuals and families in the City of Boston.

Community Dev Block Grant (CDBG)

Project Mission

The Community Development Block Grant (CDBG) Entitlement Program provided by the U.S. Department of Housing and Urban Development (HUD), public services component of the CDBG is intended to provide services for low-income individuals and families with the goal of moving them out of poverty towards economic security. Funds support a range of services, from after-school academics to counseling services for adults with barriers to employment.

ACLS

Project Mission

Adult Community Learning Services funds support local workforce area efforts to work in partnership with local adult education programs to identify and develop career pathway opportunities for adult learners.

Community Project Funding (TFCC)

Project Mission

Community Project Funding (CPF) is a congressionally directed spending grant from the U.S. Department of Labor, Employment and Training Administration that provides investment in a wide variety of projects such as housing, homelessness prevention, workforce training, public facilities, parks, resilience planning and other critical infrastructure and services. Specifically, this funding is to support the expansion of the City of Boston's Tuition Free Community College initiative.

Coronavirus Local Fiscal Relief Fund (CLFRF)

Project Mission

Funding to support the Boston Youth Green Jobs Corps, now known as PowerCorpsBOS, under the provisions of the American Rescue Plan Act to provide career opportunities for young people ages 18-26 who are unemployed or underemployed, in green jobs and careers that help prepare for the impacts of climate change and address the negative economic impacts caused by the COVID-19 public health emergency.

American Rescue Plan Act

Project Mission

Coronavirus Local Fiscal Recovery Funds (CLFRF) funding under provisions of the American Rescue Plan Act to sustain and scale initiatives that include Tuition Free Community College, STEM/Life Sciences Training, Digital Literacy, and other endeavors that will provide career development and skills training for residents who are unemployed or underemployed as a result of the COVID-19 public health emergency.

American Rescue Plan Act/MDCS

Project Mission

The ARPA Upskilling Navigator program is designed to help residents find fulfilling careers in sustainable industries. The MassHire Department of Career Services will support job seekers by providing staffing at the MassHire Career Centers to help them enroll in education and training programs funded by ARPA upskilling grants. Upskilling Navigators, find and enroll people in ARPA-funded training programs, working with other staff members to identify the best training and job opportunities.

EDA Good Jobs Challenge

Project Mission

In partnership with over 100 local employers, the Good Jobs Challenge (GJMBC) with funding provided by the Economic Development Administration, will create demand-driven pathways into quality childcare, healthcare, and energy jobs. Its childcare sectoral partnership will develop a pipeline of licensed childcare professionals to bolster the care economy in the region. Its healthcare sector partnership will build off the prominence of the local health industry to place talent into healthcare careers with advancement opportunities. Its clean energy sector partnership will partner with local unions to develop skilled journeymen workers to develop clean energy infrastructure.

USFS Inflation Reduction Act

Project Mission

US Forest Service Inflation Reduction Act (IRA) provides funding for various forest management and conservation projects in the United States, including fire suppression, forest restoration, and timber management. The goal of the act was to reduce forest fires and improve the health and resilience of forest ecosystems, while also supporting rural communities. The act also provided funding for forestry research and forest capacity building programs.

Apprenticeship Building America

Project Mission

Funding provided by the U.S. Department of Labor (DOL) to strengthen and modernize Registered Apprenticeship programs and enable workers to find a reliable pathway to the middle class. Specifically, Boston's Apprenticeship Building America program ensures equitable registered apprenticeship (RAP) program pathways through pre-apprenticeship leading to RAP enrollment and equity partnerships for underrepresented and underserved communities.

DOR/VITA

Project Mission

The Commonwealth of Massachusetts Department of Revenue's (DOR) Volunteer Income Tax Assistance (VITA) program provides funding to offers free basic tax return preparation to low-income taxpayers with personal income tax filings. With this funding, the Center for Working Families' Boston Tax Help Coalition provides no cost tax preparation services for low- and moderate-income individuals and families in the City of Boston.

Skill Up/DYS YOU

Project Mission

Funding to support the Office of Workforce Development's Youth Options Unlimited Boston in providing integrated case management and paid transitional employment for youth, in partnership with the Commonwealth of Massachusetts Department of Youth Services (DYS). The goal is to connect youth with training and job readiness skills to access career pathways and achieve career goals.

YouthWorks

Project Mission

Project Mission - YouthWorks is a state-funded initiative targeting at-risk youth and young adults (ages 14-25) in high-risk areas, with a dual mission of reducing juvenile delinquency and homelessness. Through strategic partnerships with programs like Connecting Activities and WIOA, we provide employment opportunities, emphasizing leadership development, skills training, and career exploration. Our focus is on breaking the cycle of chronic unemployment by addressing the lack of exposure, experience, mentorship, and opportunities often exacerbated by poverty. YouthWorks strives to empower participants for long-term success in their journey to meaningful careers.

Mass Commission for the Blind

Project Mission

Funding from the Commonwealth of Massachusetts' Commission for the Blind (MCB) through the MassHire Department of Career Services, to provide employment and training assistance, career counseling and job search assistance for legally blind individuals who are clients at Boston's MassHire Career Centers.

Mass Rehabilitation Commission

Project Mission

Funding from the Commonwealth of Massachusetts' Rehabilitation Commission (MRC) through the MassHire Department of Career Services, to provide employment and training assistance, career counseling and job search assistance for disabled individuals who are clients at Boston's MassHire Career Centers.

Elder Affairs/SCEP

Project Mission

Funding from the Commonwealth of Massachusetts' Executive Office of Elder Affairs through the MassHire Department of Career Services, to provide employment and training assistance, career counseling and job search assistance for older adults and individuals with disabilities who are clients at Boston's MassHire Career Centers.

Operation ABLE

Project Mission

Funding from the Operation ABLE of Massachusetts through the MassHire Department of Career Services, to provide employment and training assistance, career counseling and job search assistance for veterans and individuals reentering the workforce who are clients at Boston's MassHire Career Centers.

YOU Shannon State

Project Mission

Funding provided to the Boston Police Department, under the Commonwealth of Massachusetts' Executive Office of Public Safety & Security, Shannon Community Safety Initiative (CSI) to support Youth Options Unlimited Boston in its efforts to reduce youth violence in the City of Boston by targeting services and interventions to at-risk, court-involved, and/or gang-affiliated youth within hotspot locations.

Dept. of Education - State Literacy

Project Mission

Funding provided by the Commonwealth of Massachusetts' Department of Elementary and Secondary Education through the MassHire Department of Career Services to support Adult Basic Education providers with funding to support instruction, Hi-SET and ESOL services to academically underprepared and limited English proficient adults. Services may include literacy, basic skills, HiSET testing, secondary education and English for Speakers of Other Languages (ESOL).

One Stop

Project Mission

Funding from the Commonwealth of Massachusetts' Department of Career Services to support the MassHire (formerly One-Stop) Career Centers that provide comprehensive career services and resources to unemployed job seekers. Services include, but are not limited to, reviewing job postings, career counseling and job coaching, education/skills training, and job placement assistance.

Workforce Training Fund

Project Mission

Provided by Commonwealth Corporation through the MassHire Department of Career Services, these funds help address business productivity and competitiveness by providing resources to Massachusetts businesses to fund training for current and newly hired employees.

Dept of Transitional Assistance

Project Mission

Funding from the Department of Transitional Assistance (DTA) to provide employment and training assistance, career counseling and job search assistance for individuals in need who receive cash assistance, food assistance, and housing assistance, to help transition from temporary to self-sufficiency.

Worker Empowerment/COB

Project Mission

Funding provided by the City of Boston to the Worker Empowerment Cabinet to support efforts to expand access to life sciences careers for BIPOC residents of Boston in order to reach Mayor Wu's goal of placing 1,000 Boston residents in new life sciences jobs by 2025. These funds allow for the development of career exploration programming and expansion of experiential learning options, including traditional internships and "Learn and Earn" placements with local employment partners. Funding also is allocated to expand the City Academy program to double training opportunities in two additional career pipelines, school bus driver and water/wastewater treatment.

Boston Saves/Boston Public Library

Project Mission

Funding from Boston Public Library that is empowering Boston's children for a successful future supporting two initiatives: ReadBoston, since 1996, has been actively involved in promoting youth literacy through numerous projects that benefit over 40,000 children annually in all Boston neighborhoods; and Boston Saves, a college savings account and financial literacy initiative, created to empower families in Boston to save for their children's futures.

Neighborhood Job Trust

Project Mission

The Neighborhood Jobs Trust (NJT) is a public charitable trust replenished by linkage fees from developers of large-scale commercial projects in the City of Boston. NJT funds are granted to training providers who offer job readiness skills for workers to be employed, on a permanent basis, at the developer's project-site. Administrative and programmatic work is supported by the Trust to ensure funding priorities are based on residents' needs and current labor market conditions.

Living Wage Ordinance

Project Mission

The Living Wage Ordinance program monitors and enforces compliance with the Boston Living Wage Ordinance law enacted in Boston in 1985. This ordinance requires that all employees working on sizable city contracts earn an hourly wage that is enough for a family of four to live at or above the federal poverty level. This wage amount, called the living wage, is recalculated every year. Violations of the living wage ordinance can result in fines, legal action, and in some cases, the loss of any contracts with the city of Boston.

Alternative Education Initiative

Project Mission

The Alternative Education Initiative funds several Community-Based Organizations (CBOs) in Boston to enhance the quality of life for Boston residents while partnering with community centers, agencies, and other businesses to support neighborhood educational needs.

NJT/City Academy

Project Mission

With funding provided by the Neighborhoods Jobs Trust, the City Academy program prepares eligible trainees for entry-level jobs as Emergency Medical Technicians (EMT) and for jobs requiring a Commercial Driver's License and/or Hoisting License. Participants are placed in city jobs that pay above Boston's Living Wage and offer health benefits, union membership, and opportunities for pay increases.

SuccessLink Year Round Youth Employment Program

Project Mission

Funding for administrative and program management, as well as grant funds to non-profit organizations (NPO) that provide youth jobs and career development services for young adults during the School Year as part of the Year Round SuccessLink Youth Employment Program (SYEP) on behalf of the City of Boston's Office of Youth Employment and Opportunity (YEO).

SuccessLink Summer Youth Employment Program

Project Mission

Funding for administrative and program management, as well as grant funds to non-profit organizations (NPO) that provide youth jobs and career development services for young adults during the Summer as part of the Year Round SuccessLink Youth Employment Program (SYEP) on behalf of the City of Boston's Office of Youth Employment and Opportunity (YEO).

PILOT/EDIC

Project Mission

Funding from the Economic Development and Industrial Corporation (EDIC) related to Payment in Lieu of Taxes (PILOT) contributions for lease/real estate holdings in the Raymond L. Flynn Marine Park. These funds are used to support the Jobs & Community Services Department's successor, the Mayor's Office of Workforce Development.

BTHC General Fund

Project Mission

Fund designated to receive one time and annual contributions from private foundations and non-profit organizations to support the mission and work of the Boston Tax Help Coalition, who provides free tax preparation and filing services to low-moderate income Boston residents. Through the work of their community partners, there are more than 30 tax sites across Boston's neighborhoods each tax season. Contributors include, but are not limited to, Capital One, HarborOne, and Lending Club bank.

FYOB Donations

Project Mission

Fund designated to receive one time and annual contributions from private foundations and non-profit organizations to support the mission and work of Youth Opportunities Unlimited (YOU). YOU provides case management and career pathways/job readiness skills training for young people from court-involved or at-risk backgrounds in order for them to succeed in the workforce, in the community, and in their lives.

FYOB State Street

Project Mission

Fund designated to receive annual contributions from State Street Bank Foundation to support the mission and work of Youth Options Unlimited (YOU). YOU provides case management and career pathways/job readiness skills training for young people from court-involved or at-risk backgrounds in order for them to succeed in the workforce, in the community, and in their lives.

FYOB Baupost

Project Mission

Fund designated to receive annual contributions from the Baupost Group LLC (via The Boston Foundation) to support the mission and work of Youth Options Unlimited (YOU). YOU provides case management and career pathways/job readiness skills training for young people from court-involved or at-risk backgrounds in order for them to succeed in the workforce, in the community, and in their lives.

Office of Financial Empowerment

Project Mission

Fund designated to receive one time and annual contributions from private foundations and non-profit organizations to support the mission and work of the Center for Working Families, formerly the Office of Financial Empowerment. Contributors include, but are not limited to, United Way of Massachusetts Bay and Merrimack Valley, and Local Initiatives Support Corporation.

BTHC Santander

Project Mission

Fund designated to receive annual contributions from Santander Bank N.A. to support the mission and work of the Boston Tax Help Coalition, who provides free tax preparation and filing services to low-moderate income Boston residents. Through the work of their community partners, there are more than 30 tax sites across Boston's neighborhoods each tax season.

Project Mission

Fund designated to receive one time and annual contributions from private foundations and non-profit organizations to support the mission and work of PowerCorps BOS, formerly the Boston Youth Green Jobs Corps. Contributors include, but are not limited to, American Forests and Liberty Mutual Foundation.

Youth Employment and Opportunity Operating Budget

Allison Vernerey, Director, Appropriation 448000

Department Mission

The Youth Employment & Opportunity (YEO) appropriation is used to support activities and services for Boston's youth. The department exists to employ, develop, and engage Boston's youth. YEO does this by exposing youth to the workforce, and bridging opportunities for personal and professional growth. YEO envisions a future where youth are educated, equipped, and empowered to transition successfully into adulthood. YEO advances the lives of Boston's youth through; employment opportunities; career development training; and strategic partnership + community engagement.

Selected Performance Goals

Youth Employment and Opportunity Admin

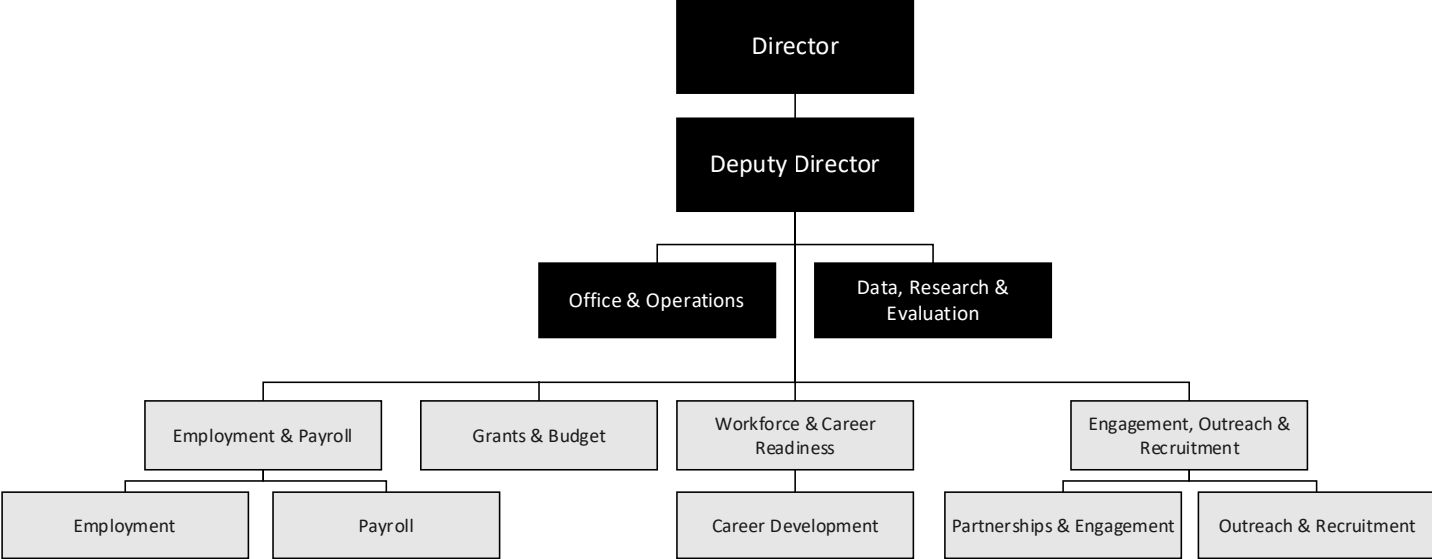
- Increase Diversity in COB Workforce.

Operating Budget	Program Name	Total Actual '22	Total Actual '23	Total Approp '24	Total Budget '25
	Youth Employment and Opportunity Admin	11,212,681	17,165,368	18,357,045	22,630,310
	Total	11,212,681	17,165,368	18,357,045	22,630,310

External Funds Budget	Fund Name	Total Actual '22	Total Actual '23	Total Approp '24	Total Budget '25
	William T Grant Foundation	14,401		239,348	70,594
	YouthWorks	120	660,255	1,200,000	1,200,000
	Youth Jobs Grant	0	0	200,000	141,981
	Total	14,521	660,255	1,639,348	1,412,575

Operating Budget		Actual '22	Actual '23	Approp '24	Budget '25
	Personnel Services	7,988,497	10,246,878	7,827,291	8,077,735
	Non Personnel	3,224,184	6,918,490	10,529,754	14,552,575
	Total	11,212,681	17,165,368	18,357,045	22,630,310

Youth Employment and Opportunity Operating Budget



Description of Services

The Youth Employment & Opportunity (YEO) appropriation is used to support activities and services for Boston's youth. The department exists to employ, develop, and engage Boston's youth. YEO does this by exposing youth to the workforce, and bridging opportunities for personal and professional growth. YEO envisions a future where youth are educated, equipped, and empowered to transition successfully into adulthood. YEO advances the lives of Boston's youth through employment opportunities; career development training; and strategic partnership + community engagement.

Department History

Personnel Services	FY22 Expenditure	FY23 Expenditure	FY24 Appropriation	FY25 Adopted	Inc/Dec 24 vs 25
51000 Permanent Employees	484,021	612,428	797,122	1,022,052	224,930
51100 Emergency Employees	7,489,989	9,619,393	7,030,169	7,055,683	25,514
51200 Overtime	0	0	0	0	0
51600 Unemployment Compensation	14,487	15,057	0	0	0
51700 Workers' Compensation	0	0	0	0	0
Total Personnel Services	7,988,497	10,246,878	7,827,291	8,077,735	250,444
Contractual Services	FY22 Expenditure	FY23 Expenditure	FY24 Appropriation	FY25 Adopted	Inc/Dec 24 vs 25
52100 Communications	0	14,874	6,580	13,000	6,420
52200 Utilities	0	0	0	0	0
52400 Snow Removal	0	0	0	0	0
52500 Garbage/Waste Removal	0	0	0	0	0
52600 Repairs Buildings & Structures	0	0	0	0	0
52700 Repairs & Service of Equipment	0	0	1,000	6,600	5,600
52800 Transportation of Persons	0	0	0	2,000	2,000
52900 Contracted Services	2,557,953	6,225,397	9,830,178	14,391,479	4,561,301
Total Contractual Services	2,557,953	6,240,271	9,837,758	14,413,079	4,575,321
Supplies & Materials	FY22 Expenditure	FY23 Expenditure	FY24 Appropriation	FY25 Adopted	Inc/Dec 24 vs 25
53000 Auto Energy Supplies	0	0	0	10,000	10,000
53200 Food Supplies	0	0	0	0	0
53400 Custodial Supplies	0	419	500	0	-500
53500 Med, Dental, & Hosp Supply	0	0	0	0	0
53600 Office Supplies and Materials	3,246	2,590	5,500	10,500	5,000
53700 Clothing Allowance	0	0	0	0	0
53800 Educational Supplies & Mat	0	0	0	0	0
53900 Misc Supplies & Materials	55,750	59,533	62,500	74,500	12,000
Total Supplies & Materials	58,996	62,542	68,500	95,000	26,500
Current Chgs & Oblig	FY22 Expenditure	FY23 Expenditure	FY24 Appropriation	FY25 Adopted	Inc/Dec 24 vs 25
54300 Workers' Comp Medical	0	0	0	0	0
54400 Legal Liabilities	0	0	0	0	0
54500 Aid To Veterans	0	0	0	0	0
54600 Current Charges H&I	0	0	0	0	0
54700 Indemnification	0	0	0	0	0
54800 Reserve Account	0	0	0	0	0
54900 Other Current Charges	44,735	49,221	56,496	44,496	-12,000
Total Current Chgs & Oblig	44,735	49,221	56,496	44,496	-12,000
Equipment	FY22 Expenditure	FY23 Expenditure	FY24 Appropriation	FY25 Adopted	Inc/Dec 24 vs 25
55000 Automotive Equipment	0	0	0	0	0
55400 Lease/Purchase	0	0	0	0	0
55600 Office Furniture & Equipment	0	0	0	0	0
55900 Misc Equipment	0	4,206	4,500	0	-4,500
Total Equipment	0	4,206	4,500	0	-4,500
Other	FY22 Expenditure	FY23 Expenditure	FY24 Appropriation	FY25 Adopted	Inc/Dec 24 vs 25
56200 Special Appropriation	562,500	562,250	562,500	0	-562,500
57200 Structures & Improvements	0	0	0	0	0
58000 Land & Non-Structure	0	0	0	0	0
Total Other	562,500	562,250	562,500	0	-562,500
Grand Total	11,212,681	17,165,368	18,357,045	22,630,310	4,273,265

Department Personnel

Title	Union Code	Grade	Position	FY25 Salary	Title	Union Code	Grade	Position	FY25 Salary
Admin Asst III	MYO	08	1.00	78,651	Staff Assistant II	MYO	06	1.00	74,439
Director	CDH	NG	1.00	125,343	Youth Employment Coord	MYO	05	2.00	130,331
Director	MYO	10	1.00	101,273	Youth Fund Manager	MYO	08	3.00	260,150
Grants Administrator	MYO	06	1.00	72,666	Youth Outreach Coord	MYO	05	1.00	61,169
					Yth & Career Development Coord	MYO	05	1.00	67,361
					Total			12	971,383
					Adjustments				
					Differential Payments				0
					Other				50,668
					Chargebacks				0
					Salary Savings				0
					FY25 Total Request				1,022,051

External Funds History

Personnel Services	FY22 Expenditure	FY23 Expenditure	FY24 Appropriation	FY25 Adopted	Inc/Dec 24 vs 25
51000 Permanent Employees	7,500	0	53,613	70,594	16,981
51100 Emergency Employees	0	660,255	1,400,000	1,341,981	-58,019
51200 Overtime	0	0	0	0	0
51300 Part Time Employees	0	0	0	0	0
51400 Health Insurance	1,125	0	1,780	0	-1,780
51500 Pension & Annuity	675	0	1,859	0	-1,859
51600 Unemployment Compensation	0	0	0	0	0
51700 Workers' Compensation	0	0	0	0	0
51800 Indirect Costs	0	0	0	0	0
51900 Medicare	109	0	0	0	0
Total Personnel Services	9,409	660,255	1,457,252	1,412,575	-44,677
Contractual Services	FY22 Expenditure	FY23 Expenditure	FY24 Appropriation	FY25 Adopted	Inc/Dec 24 vs 25
52100 Communications	0	0	0	0	0
52200 Utilities	0	0	0	0	0
52400 Snow Removal	0	0	0	0	0
52500 Garbage/Waste Removal	0	0	0	0	0
52600 Repairs Buildings & Structures	0	0	0	0	0
52700 Repairs & Service of Equipment	0	0	0	0	0
52800 Transportation of Persons	0	0	0	0	0
52900 Contracted Services	0	0	182,096	0	-182,096
Total Contractual Services	0	0	182,096	0	-182,096
Supplies & Materials	FY22 Expenditure	FY23 Expenditure	FY24 Appropriation	FY25 Adopted	Inc/Dec 24 vs 25
53000 Auto Energy Supplies	0	0	0	0	0
53200 Food Supplies	0	0	0	0	0
53400 Custodial Supplies	0	0	0	0	0
53500 Med, Dental, & Hosp Supply	0	0	0	0	0
53600 Office Supplies and Materials	0	0	0	0	0
53700 Clothing Allowance	0	0	0	0	0
53800 Educational Supplies & Mat	0	0	0	0	0
53900 Misc Supplies & Materials	120	0	0	0	0
Total Supplies & Materials	120	0	0	0	0
Current Chgs & Oblig	FY22 Expenditure	FY23 Expenditure	FY24 Appropriation	FY25 Adopted	Inc/Dec 24 vs 25
54300 Workers' Comp Medical	0	0	0	0	0
54400 Legal Liabilities	0	0	0	0	0
54600 Current Charges H&I	0	0	0	0	0
54700 Indemnification	0	0	0	0	0
54800 Reserve Account	0	0	0	0	0
54900 Other Current Charges	0	0	0	0	0
Total Current Chgs & Oblig	0	0	0	0	0
Equipment	FY22 Expenditure	FY23 Expenditure	FY24 Appropriation	FY25 Adopted	Inc/Dec 24 vs 25
55000 Automotive Equipment	0	0	0	0	0
55400 Lease/Purchase	0	0	0	0	0
55600 Office Furniture & Equipment	0	0	0	0	0
55900 Misc Equipment	4,992	0	0	0	0
Total Equipment	4,992	0	0	0	0
Other	FY22 Expenditure	FY23 Expenditure	FY24 Appropriation	FY25 Adopted	Inc/Dec 24 vs 25
56200 Special Appropriation	0	0	0	0	0
57200 Structures & Improvements	0	0	0	0	0
58000 Land & Non-Structure	0	0	0	0	0
Total Other	0	0	0	0	0
Grand Total	14,521	660,255	1,639,348	1,412,575	-226,773

External Funds Personnel

Title	Union Code	Grade	Position	FY25 Salary	Title	Union Code	Grade	Position	FY25 Salary
					Staff Assistant II	MYO	06	1.00	70,594
					Total			1	70,594
					Adjustments				
					Differential Payments				0
					Other				0
					Chargebacks				0
					Salary Savings				0
					FY25 Total Request				70,594

Program 1. Youth Employment and Opportunity Admin

Allison Vernerey, Manager, Organization 448100

Program Description

The Youth Employment & Opportunity Program manages partnerships with community based organizations to provide employment, events, activities, resources, and other services for Boston's youth. This includes the summer employment program, school year employment program, Mayor's Youth Council, career development workshops, and Youth Lead the Change Participatory Budgeting.

Operating Budget	Actual '22	Actual '23	Approp '24	Budget '25
Personnel Services	7,988,497	10,246,878	7,827,291	8,077,735
Non Personnel	3,224,184	6,918,490	10,529,754	14,552,575
Total	11,212,681	17,165,368	18,357,045	22,630,310

Performance

Goal: Increase Diversity in COB Workforce

Performance Measures	Actual '22	Actual '23	Projected '24	Target '25
% of employees who are people of color		92%	86%	50%
% of employees who are women		58%	79%	40%

External Funds Projects

Youth Jobs Grant

Project Mission

As a result of events precipitated by two private companies: Bechtel International Corp. and Turner Broadcasting Systems, the city of Boston received financial settlements totaling over two million. These funds were dedicated by the Mayor to supplement the year-around youth job program.

Youthworks

Project Mission

Project Mission - YouthWorks is a state-funded initiative targeting at-risk youth and young adults (ages 14-25) in high-risk areas, with a dual mission of reducing juvenile delinquency and homelessness. Through strategic partnerships with programs like Connecting Activities and WIOA, we provide employment opportunities, emphasizing leadership development, skills training, and career exploration. Our focus is on breaking the cycle of chronic unemployment by addressing the lack of exposure, experience, mentorship, and opportunities often exacerbated by poverty. YouthWorks strives to empower participants for long-term success in their journey to meaningful careers.

William T Grant Foundation Institutional Challenge Grant

Project Mission

In partnership with Northeastern University, this grant will support an umbrella of research projects that will focus on four areas (1) increasing coordination and alignment across city agencies, program intermediaries, community colleges, and employers to target opportunities for underserved youth, (2) Strengthening program features that have the potential to reduce inequality (e.g., job type, career readiness curriculum, job laddering, number of summers), (3) expanding opportunities for youth to engage in post-secondary education and training, and (4) linking summer jobs participants to other year-round supports. The grant runs until 6/30/26 and is expected to be renewed after that.