



# Wastewater Epidemiology Flu & RSV Report

Updated: 26-Jul-2024 | Data Complete Through: 21-Jul-2024

✉ [wastewater@bphc.org](mailto:wastewater@bphc.org)



Boston Public  
Health Commission



## Report Contents

Influenza A+B Citywide Trend

Influenza A+B Neighborhood Trends

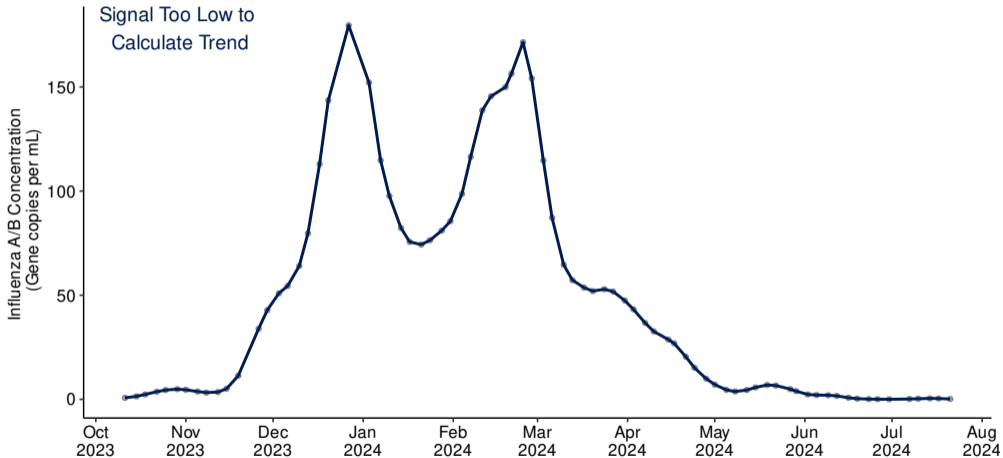
RSV Citywide Trend

# Influenza A+B Citywide Trend



Boston Citywide Wastewater Flu Signal

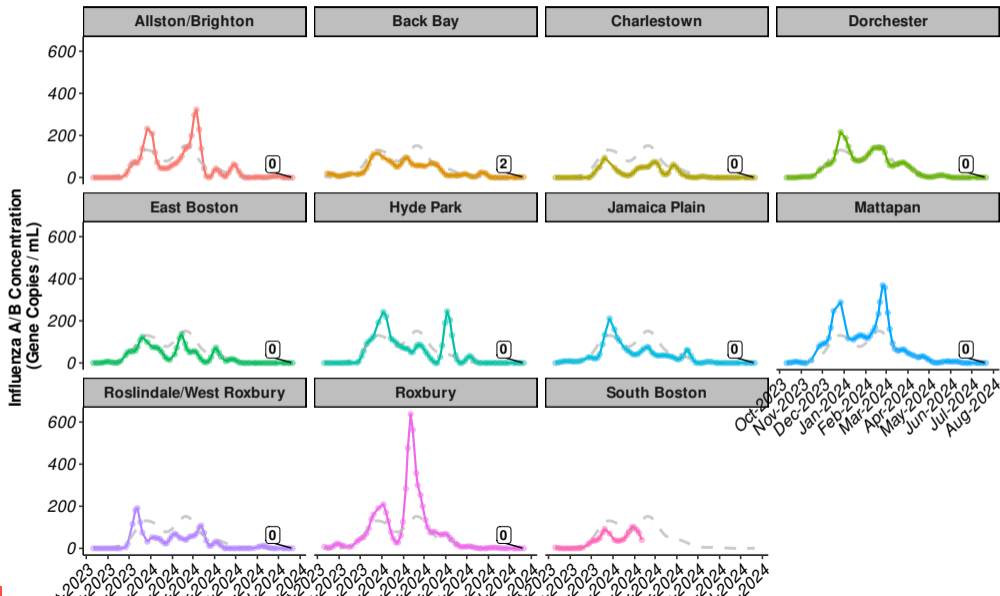
Signal Too Low to Calculate Trend



# Influenza A+B Neighborhood Trends



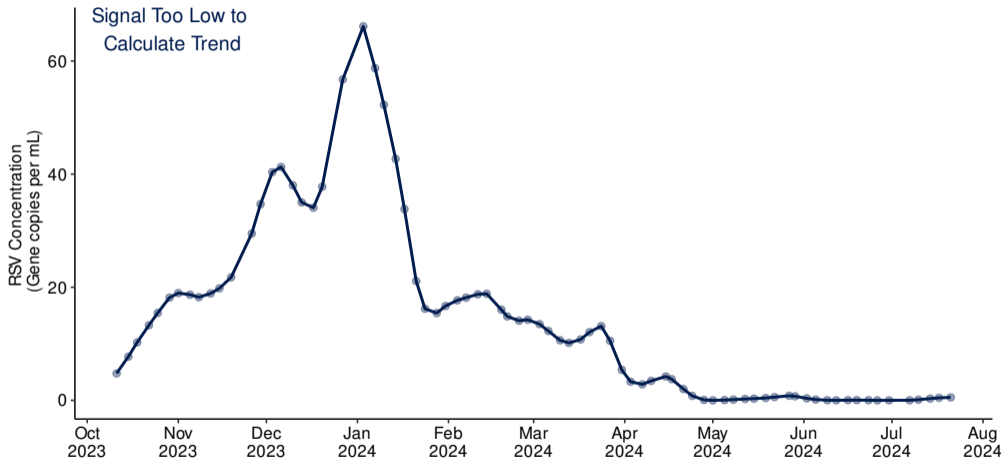
Neighborhood Wastewater Flu Signal



# RSV Citywide Trend



Boston Citywide Wastewater RSV Signal



# RSV Neighborhood Trends



Neighborhood Wastewater RSV Signal

