



# Wastewater Epidemiology Flu & RSV Report

Updated: 05-Apr-2024 | Data Complete Through: 31-Mar-2024

✉ [wastewater@bphc.org](mailto:wastewater@bphc.org)



Boston Public  
Health Commission



## Report Contents

Influenza A+B Citywide Trend

Influenza A+B Neighborhood Trends

RSV Citywide Trend

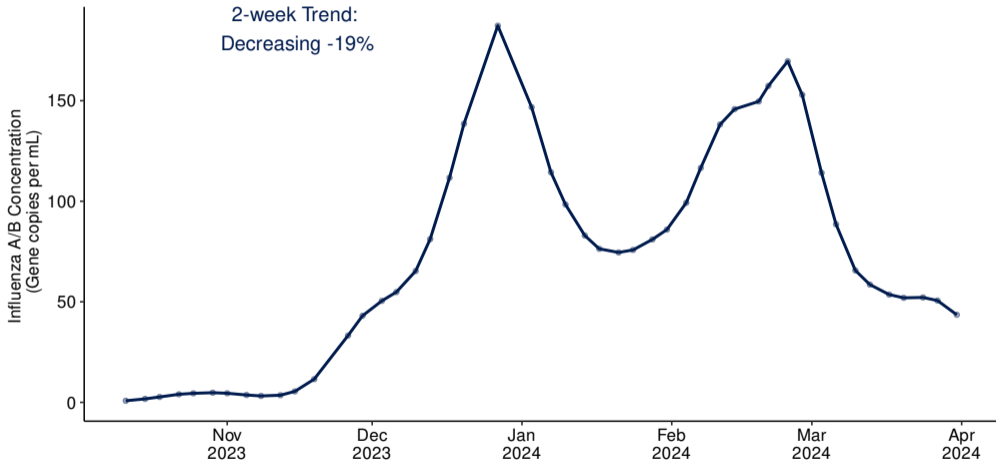
RSV Neighborhood Trends

# Influenza A+B Citywide Trend



Boston Citywide Wastewater Flu Signal

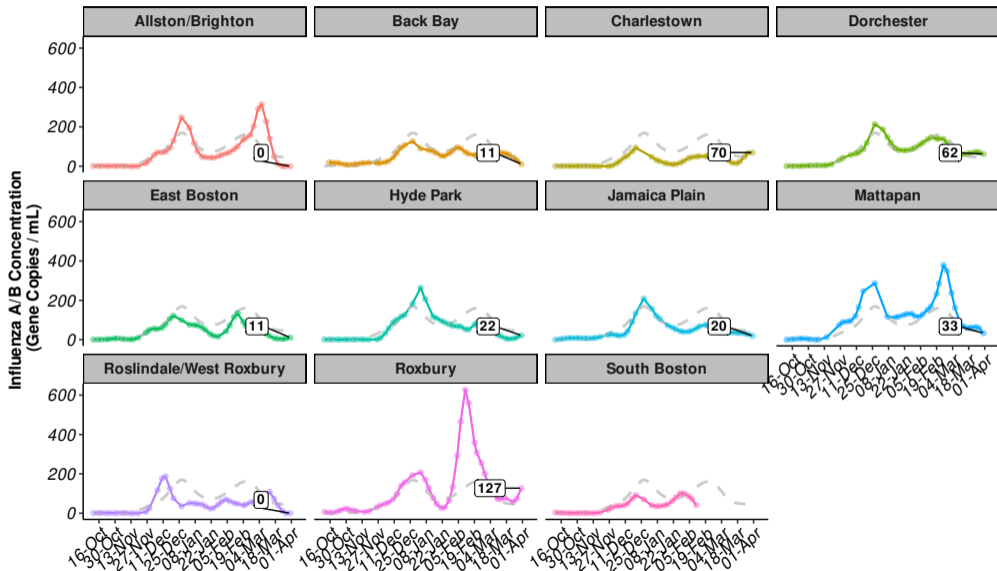
2-week Trend:  
Decreasing -19%



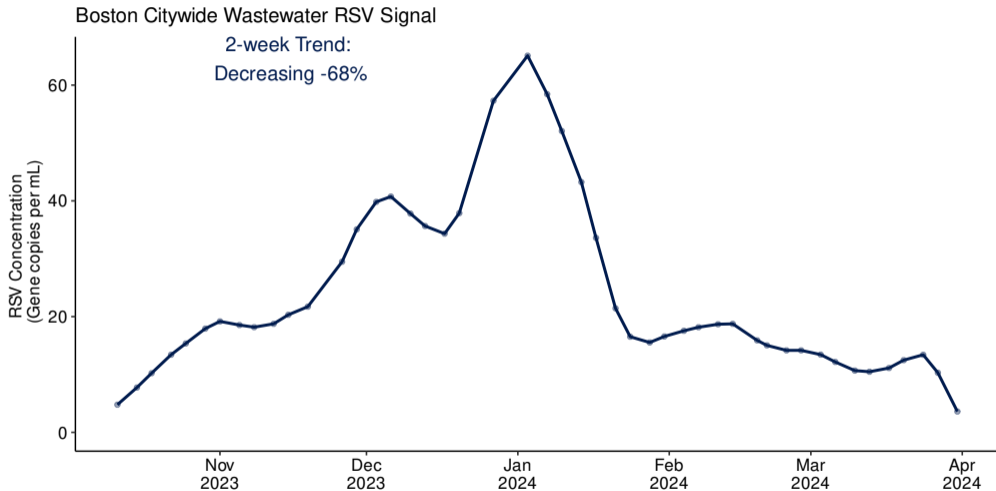
# Influenza A+B Neighborhood Trends



Neighborhood Wastewater Flu Signal



# RSV Citywide Trend



# RSV Neighborhood Trends



Neighborhood Wastewater RSV Signal

