



Wastewater Epidemiology COVID-19 Report

Updated: 11-Oct-2023 | **Data Complete Through:** 08-Oct-2023



*Boston Public
Health Commission*

Report Contents



Summary

Overview and Trends

Results by Neighborhood

BPHC Neighborhood Trends

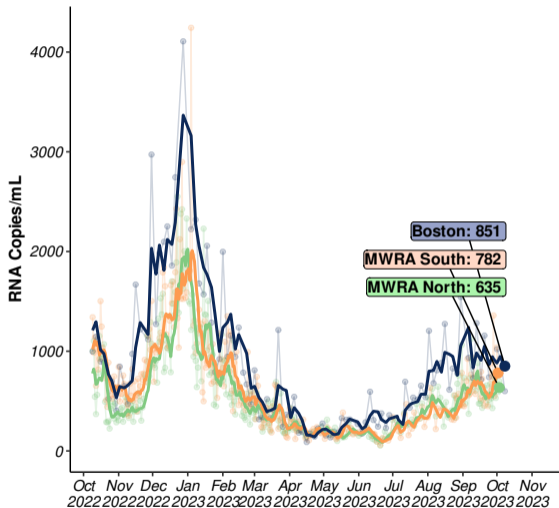
Variant Results

Percent Variant Lineages (Citywide)

Status & Details

Neighborhood Site Status and Details

Overview and Trends



CITYWIDE
AVERAGE

851

RNA copies/mL

RANGE ACROSS 11
NEIGHBORHOOD SITES

290-1,209

RNA copies/mL

Data through: 08-Oct-2023

2-WEEK TRENDS

Boston
Stable

-3%
over the past 14 days

MWRA North
Increasing

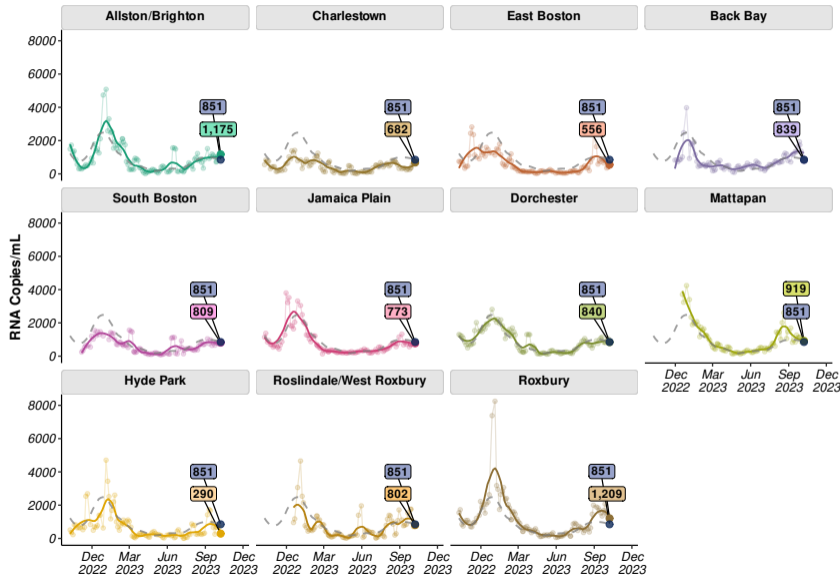
+14%
over the past 14 days

MWRA South
Increasing

+25%
over the past 14 days

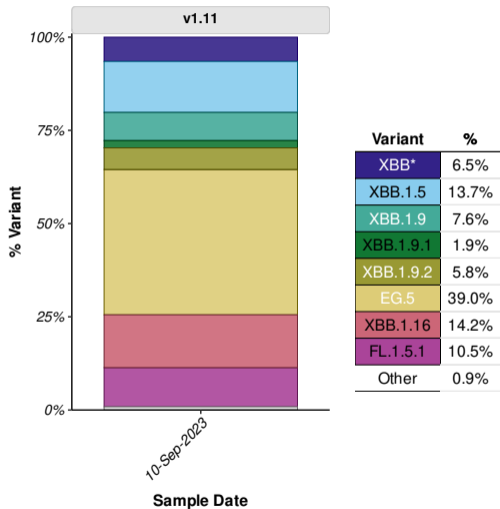
Updated: 11-Oct-2023 | Samples through: 08-Oct-2023 (BPHC); 03-Oct-2023 (MWRA) | MWRA Data: <https://www.mwra.com/biobot/biobotdata.htm>

BPHC Neighborhood Trends



Points shown are 3-sample average values (i.e., 8-day moving average); line shows smoothed trend for 8-day moving average; dotted grey line in each panel represents average across all Boston sites weighted by population.

Percent Variant Lineages (Citywide)



Average variant percentage across all BPHC sites weighted by population size | Table shows variant percentages for samples collected the week of 10-Sep-2023 (most recent available data); Variant results are reported weekly with a 3-week lag due to laboratory processing and analysis.

Sequencing Analysis Protocol Version: v1.11 (28-Sep-2023):

- *XBB includes all XBB sublineages aside from those specifically reported
- "Other variants" contains all variants not explicitly quantified.

Version Changes: Added: • FL.1.5.1

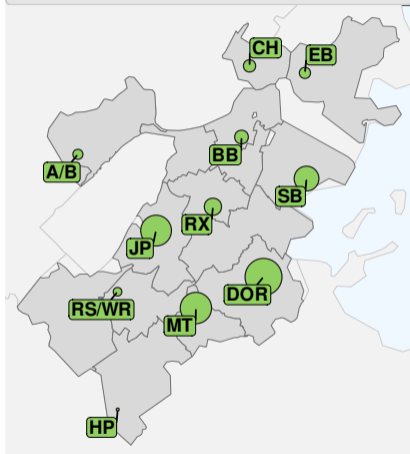
For Additional Info See:

<https://www.biobot.io/covid19-variants-report-notes/>

Neighborhood Site Status and Details



Status of Sampling Sites (11-Oct-2023)



| # | Neighborhood | Date Site Confirmed | Site Status | Pop. Covered | % Neighborhood Covered |
|----|--------------|---------------------|-------------|--------------|------------------------|
| 01 | A/B | 02-Oct-2022 | Active | 2,684 | 4.0% |
| 02 | CH | 02-Oct-2022 | Active | 3,736 | 18.3% |
| 03 | EB | 02-Oct-2022 | Active | 3,178 | 6.3% |
| 04 | BB | 20-Nov-2022 | Active | 4,551 | 8.1% |
| 05 | SB | 30-Oct-2022 | Active | 14,962 | 35.8% |
| 07 | JP | 02-Oct-2022 | Active | 23,573 | 56.9% |
| 08 | DOR | 02-Oct-2022 | Active | 34,562 | 23.8% |
| 09 | MT | 11-Dec-2022 | Active | 24,441 | 80.5% |
| 10 | HP | 02-Oct-2022 | Active | 1,262 | 3.5% |
| 11 | RS/WR | 11-Dec-2022 | Active | 2,165 | 3.5% |
| 12 | RX | 02-Oct-2022 | Active | 7,036 | 16.5% |

Site Status
(N=11) **a** Active
(n=11)