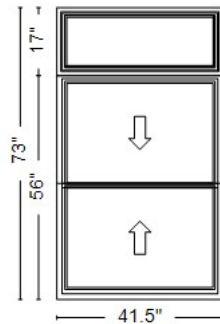


Customer Approval Form:

Signature: _____ Date: _____



Viewed from the Exterior

Quote Number: 15092544

Line Number: 10

Quote Qty: 1

Scaling: 1/2" = 1'

Description: Lifestyle, Double Hung, Lifestyle, Sash Set, 41.5 X 73, Without HGP, White

Rough Opening: 42.25" X 73.75"

Performance Information: U-Factor 0.30, SHGC 0.30, VLT 0.56, CPD PEL-N-35-00426-00001, Performance Class LC, PG 30, Calculated Positive DP Rating 30, Calculated Negative DP Rating 30, Year Rated 08|11, Egress Meets Typical 5.7 sqft (E) (United States Only)

Performance Information: U-Factor 0.27, SHGC 0.31, VLT 0.58, CPD PEL-N-229-00861-00001, Performance Class LC, PG 50, Calculated Positive DP Rating 50, Calculated Negative DP Rating 50, Year Rated 08|11

These drawings are based on our interpretation of the information provided to us. They are submitted for final approval of the individual** responsible for the project and are not intended to create any warranty or other liability. The user** is responsible for compliance with applicable building codes or other regulations and determining the suitability of the suggestions for the particular application, including the final design of reinforcement, flashing, and sealant systems for all window and door installations.
** building owner, architect, contractor, installer and/or consumer



Quote Name: 14 Mt. Hood Rd - LIFESTYLE 2.7 **Project Name:** 14 Mt. Hood Rd

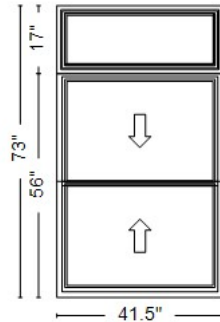
Jobsite Location: Brighton, MA

Room Location: 1st Front A

Sales Branch Location: 18500 Pella Boston Windows & Doors

Customer Approval Form:

Signature: _____ Date: _____



Viewed from the Exterior

Quote Number: 15092544

Line Number: 15

Quote Qty: 1

Scaling: 1/2" = 1'

Description: Lifestyle, Double Hung, Lifestyle, Sash Set, 41.5 X 73, Without HGP, White

Rough Opening: 42.25" X 73.75"

Performance Information: U-Factor 0.30, SHGC 0.30, VLT 0.56, CPD PEL-N-35-00426-00001, Performance Class LC, PG 30, Calculated Positive DP Rating 30, Calculated Negative DP Rating 30, Year Rated 08|11, Egress Meets Typical 5.7 sqft (E) (United States Only)

Performance Information: U-Factor 0.27, SHGC 0.31, VLT 0.58, CPD PEL-N-229-00861-00001, Performance Class LC, PG 50, Calculated Positive DP Rating 50, Calculated Negative DP Rating 50, Year Rated 08|11

These drawings are based on our interpretation of the information provided to us. They are submitted for final approval of the individual** responsible for the project and are not intended to create any warranty or other liability. The user** is responsible for compliance with applicable building codes or other regulations and determining the suitability of the suggestions for the particular application, including the final design of reinforcement, flashing, and sealant systems for all window and door installations.
** building owner, architect, contractor, installer and/or consumer



Quote Name: 14 Mt. Hood Rd - LIFESTYLE 2.7 **Project Name:** 14 Mt. Hood Rd

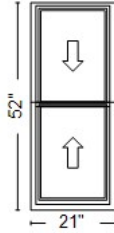
Jobsite Location: Brighton, MA

Room Location: 1st Front B

Sales Branch Location: 18500 Pella Boston Windows & Doors

Customer Approval Form:

Signature: _____ Date: _____



Viewed from the Exterior

Quote Number: 15092544

Line Number: 20

Quote Qty: 1

Scaling: 1/2" = 1'

Description: Lifestyle, Double Hung, 21 X 52, Without HGP, White

Rough Opening: 21.75" X 52.75"

Performance Information: U-Factor 0.30, SHGC 0.30, VLT 0.56, CPD PEL-N-35-00426-00001, Performance Class LC, PG 50, Calculated Positive DP Rating 50, Calculated Negative DP Rating 50, Year Rated 08|11, Clear Opening Width 17.812, Clear Opening Height 22.75, Clear Opening Area 2.814049, Egress Does not meet typical United States egress, but may comply with local code requirements

These drawings are based on our interpretation of the information provided to us. They are submitted for final approval of the individual** responsible for the project and are not intended to create any warranty or other liability. The user** is responsible for compliance with applicable building codes or other regulations and determining the suitability of the suggestions for the particular application, including the final design of reinforcement, flashing, and sealant systems for all window and door installations.
** building owner, architect, contractor, installer and/or consumer



Quote Name: 14 Mt. Hood Rd - LIFESTYLE 2.7 **Project Name:** 14 Mt. Hood Rd

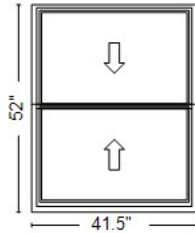
Jobsite Location: Brighton, MA

Room Location: 1st Front C

Sales Branch Location: 18500 Pella Boston Windows & Doors

Customer Approval Form:

Signature: _____ Date: _____



Viewed from the Exterior

Quote Number: 15092544

Line Number: 25

Quote Qty: 1

Scaling: 1/2" = 1'

Description: Lifestyle, Double Hung, 41.5 X 52, Without HGP, White

Rough Opening: 42.25" X 52.75"

Performance Information: U-Factor 0.30, SHGC 0.30, VLT 0.56, CPD PEL-N-35-00426-00001, Performance Class LC, PG 30, Calculated Positive DP Rating 30, Calculated Negative DP Rating 30, Year Rated 08|11, Clear Opening Width 38.312, Clear Opening Height 22.75, Clear Opening Area 6.052764, Egress Does not meet typical United States egress, but may comply with local code requirements

These drawings are based on our interpretation of the information provided to us. They are submitted for final approval of the individual** responsible for the project and are not intended to create any warranty or other liability. The user** is responsible for compliance with applicable building codes or other regulations and determining the suitability of the suggestions for the particular application, including the final design of reinforcement, flashing, and sealant systems for all window and door installations.
** building owner, architect, contractor, installer and/or consumer



Quote Name: 14 Mt. Hood Rd - LIFESTYLE 2.7 **Project Name:** 14 Mt. Hood Rd

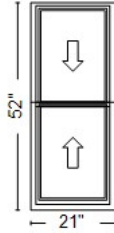
Jobsite Location: Brighton, MA

Room Location: 1st Front D

Sales Branch Location: 18500 Pella Boston Windows & Doors

Customer Approval Form:

Signature: _____ Date: _____



Viewed from the Exterior

Quote Number: 15092544

Line Number: 30

Quote Qty: 1

Scaling: 1/2" = 1'

Description: Lifestyle, Double Hung, 21 X 52, Without HGP, White

Rough Opening: 21.75" X 52.75"

Performance Information: U-Factor 0.30, SHGC 0.30, VLT 0.56, CPD PEL-N-35-00426-00001, Performance Class LC, PG 50, Calculated Positive DP Rating 50, Calculated Negative DP Rating 50, Year Rated 08|11, Clear Opening Width 17.812, Clear Opening Height 22.75, Clear Opening Area 2.814049, Egress Does not meet typical United States egress, but may comply with local code requirements

These drawings are based on our interpretation of the information provided to us. They are submitted for final approval of the individual** responsible for the project and are not intended to create any warranty or other liability. The user** is responsible for compliance with applicable building codes or other regulations and determining the suitability of the suggestions for the particular application, including the final design of reinforcement, flashing, and sealant systems for all window and door installations.
** building owner, architect, contractor, installer and/or consumer



Quote Name: 14 Mt. Hood Rd - LIFESTYLE 2.7 **Project Name:** 14 Mt. Hood Rd

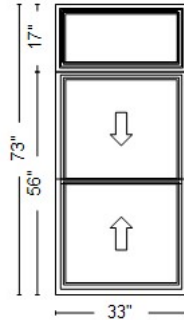
Jobsite Location: Brighton, MA

Room Location: 1st Front E

Sales Branch Location: 18500 Pella Boston Windows & Doors

Customer Approval Form:

Signature: _____ Date: _____



Viewed from the Exterior

Quote Number: 15092544

Line Number: 35

Quote Qty: 1

Scaling: 1/2" = 1'

Description: Lifestyle, Double Hung, Lifestyle, Sash Set, 33 X 73, Without HGP, White

Rough Opening: 33.75" X 73.75"

Performance Information: U-Factor 0.30, SHGC 0.30, VLT 0.56, CPD PEL-N-35-00426-00001, Performance Class LC, PG 40, Calculated Positive DP Rating 40, Calculated Negative DP Rating 40, Year Rated 08|11, Egress Meets Typical for ground floor 5.0 sqft (E1) (United States Only)

Performance Information: U-Factor 0.27, SHGC 0.31, VLT 0.58, CPD PEL-N-229-00861-00001, Performance Class LC, PG 50, Calculated Positive DP Rating 50, Calculated Negative DP Rating 50, Year Rated 08|11

These drawings are based on our interpretation of the information provided to us. They are submitted for final approval of the individual** responsible for the project and are not intended to create any warranty or other liability. The user** is responsible for compliance with applicable building codes or other regulations and determining the suitability of the suggestions for the particular application, including the final design of reinforcement, flashing, and sealant systems for all window and door installations.
** building owner, architect, contractor, installer and/or consumer



Quote Name: 14 Mt. Hood Rd - LIFESTYLE 2.7 **Project Name:** 14 Mt. Hood Rd

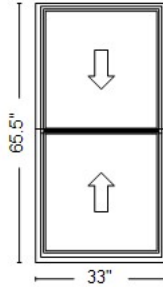
Jobsite Location: Brighton, MA

Room Location: 1st Front F

Sales Branch Location: 18500 Pella Boston Windows & Doors

Customer Approval Form:

Signature: _____ Date: _____



Viewed from the Exterior

Quote Number: 15092544

Line Number: 40

Quote Qty: 1

Scaling: 1/2" = 1'

Description: Lifestyle, Double Hung, 33 X 65.5, Without HGP, White

Rough Opening: 33.75" X 66.25"

Performance Information: U-Factor 0.30, SHGC 0.30, VLT 0.56, CPD PEL-N-35-00426-00001, Performance Class LC, PG 30, Calculated Positive DP Rating 30, Calculated Negative DP Rating 30, Year Rated 08|11, Clear Opening Width 29.812, Clear Opening Height 29.5, Clear Opening Area 6.107319, Egress Meets Typical 5.7 sqft (E) (United States Only)

These drawings are based on our interpretation of the information provided to us. They are submitted for final approval of the individual** responsible for the project and are not intended to create any warranty or other liability. The user** is responsible for compliance with applicable building codes or other regulations and determining the suitability of the suggestions for the particular application, including the final design of reinforcement, flashing, and sealant systems for all window and door installations.
** building owner, architect, contractor, installer and/or consumer



Quote Name: 14 Mt. Hood Rd - LIFESTYLE 2.7 **Project Name:** 14 Mt. Hood Rd

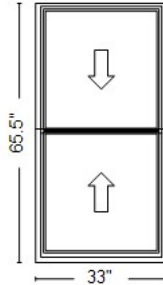
Jobsite Location: Brighton, MA

Room Location: 1st Rear A

Sales Branch Location: 18500 Pella Boston Windows & Doors

Customer Approval Form:

Signature: _____ Date: _____



Viewed from the Exterior

Quote Number: 15092544

Line Number: 45

Quote Qty: 1

Scaling: 1/2" = 1'

Description: Lifestyle, Double Hung, 33 X 65.5, Without HGP, White

Rough Opening: 33.75" X 66.25"

Performance Information: U-Factor 0.30, SHGC 0.30, VLT 0.56, CPD PEL-N-35-00426-00001, Performance Class LC, PG 30, Calculated Positive DP Rating 30, Calculated Negative DP Rating 30, Year Rated 08|11, Clear Opening Width 29.812, Clear Opening Height 29.5, Clear Opening Area 6.107319, Egress Meets Typical 5.7 sqft (E) (United States Only)

These drawings are based on our interpretation of the information provided to us. They are submitted for final approval of the individual** responsible for the project and are not intended to create any warranty or other liability. The user** is responsible for compliance with applicable building codes or other regulations and determining the suitability of the suggestions for the particular application, including the final design of reinforcement, flashing, and sealant systems for all window and door installations.
** building owner, architect, contractor, installer and/or consumer



Quote Name: 14 Mt. Hood Rd - LIFESTYLE 2.7 **Project Name:** 14 Mt. Hood Rd

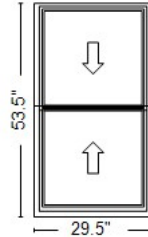
Jobsite Location: Brighton, MA

Room Location: 1st Rear B

Sales Branch Location: 18500 Pella Boston Windows & Doors

Customer Approval Form:

Signature: _____ Date: _____



Viewed from the Exterior

Quote Number: 15092544

Line Number: 50

Quote Qty: 1

Scaling: 1/2" = 1'

Description: Lifestyle, Double Hung, 29.5 X 53.5, Without HGP, White

Rough Opening: 30.25" X 54.25"

Performance Information: U-Factor 0.30, SHGC 0.30, VLT 0.56, CPD PEL-N-35-00426-00001, Performance Class LC, PG 40, Calculated Positive DP Rating 40, Calculated Negative DP Rating 40, Year Rated 08|11, Clear Opening Width 26.312, Clear Opening Height 23.5, Clear Opening Area 4.293972, Egress Does not meet typical United States egress, but may comply with local code requirements

These drawings are based on our interpretation of the information provided to us. They are submitted for final approval of the individual** responsible for the project and are not intended to create any warranty or other liability. The user** is responsible for compliance with applicable building codes or other regulations and determining the suitability of the suggestions for the particular application, including the final design of reinforcement, flashing, and sealant systems for all window and door installations.
** building owner, architect, contractor, installer and/or consumer



Quote Name: 14 Mt. Hood Rd - LIFESTYLE 2.7 **Project Name:** 14 Mt. Hood Rd

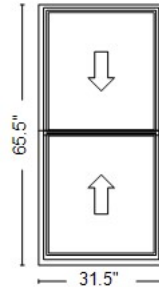
Jobsite Location: Brighton, MA

Room Location: 1st Rear C

Sales Branch Location: 18500 Pella Boston Windows & Doors

Customer Approval Form:

Signature: _____ Date: _____



Viewed from the Exterior

Quote Number: 15092544

Line Number: 55

Quote Qty: 1

Scaling: 1/2" = 1'

Description: Lifestyle, Double Hung, 31.5 X 65.5, Without HGP, White

Rough Opening: 32.25" X 66.25"

Performance Information: U-Factor 0.30, SHGC 0.30, VLT 0.56, CPD PEL-N-35-00426-00001, Performance Class LC, PG 30, Calculated Positive DP Rating 30, Calculated Negative DP Rating 30, Year Rated 08|11, Clear Opening Width 28.312, Clear Opening Height 29.5, Clear Opening Area 5.800028, Egress Meets Typical 5.7 sqft (E) (United States Only)

These drawings are based on our interpretation of the information provided to us. They are submitted for final approval of the individual** responsible for the project and are not intended to create any warranty or other liability. The user** is responsible for compliance with applicable building codes or other regulations and determining the suitability of the suggestions for the particular application, including the final design of reinforcement, flashing, and sealant systems for all window and door installations.
** building owner, architect, contractor, installer and/or consumer



Quote Name: 14 Mt. Hood Rd - LIFESTYLE 2.7 **Project Name:** 14 Mt. Hood Rd

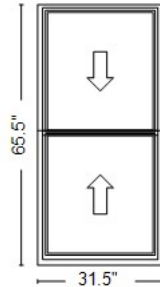
Jobsite Location: Brighton, MA

Room Location: 1st Rear D

Sales Branch Location: 18500 Pella Boston Windows & Doors

Customer Approval Form:

Signature: _____ Date: _____



Viewed from the Exterior

Quote Number: 15092544

Line Number: 60

Quote Qty: 1

Scaling: 1/2" = 1'

Description: Lifestyle, Double Hung, 31.5 X 65.5, Without HGP, White

Rough Opening: 32.25" X 66.25"

Performance Information: U-Factor 0.30, SHGC 0.30, VLT 0.56, CPD PEL-N-35-00426-00001, Performance Class LC, PG 30, Calculated Positive DP Rating 30, Calculated Negative DP Rating 30, Year Rated 08|11, Clear Opening Width 28.312, Clear Opening Height 29.5, Clear Opening Area 5.800028, Egress Meets Typical 5.7 sqft (E) (United States Only)

These drawings are based on our interpretation of the information provided to us. They are submitted for final approval of the individual** responsible for the project and are not intended to create any warranty or other liability. The user** is responsible for compliance with applicable building codes or other regulations and determining the suitability of the suggestions for the particular application, including the final design of reinforcement, flashing, and sealant systems for all window and door installations.
** building owner, architect, contractor, installer and/or consumer



Quote Name: 14 Mt. Hood Rd - LIFESTYLE 2.7 **Project Name:** 14 Mt. Hood Rd

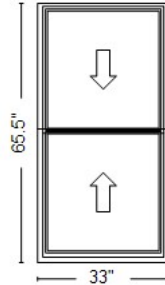
Jobsite Location: Brighton, MA

Room Location: 1st Rear E

Sales Branch Location: 18500 Pella Boston Windows & Doors

Customer Approval Form:

Signature: _____ Date: _____



Viewed from the Exterior

Quote Number: 15092544

Line Number: 65

Quote Qty: 1

Scaling: 1/2" = 1'

Description: Lifestyle, Double Hung, 33 X 65.5, Without HGP, White

Rough Opening: 33.75" X 66.25"

Performance Information: U-Factor 0.30, SHGC 0.30, VLT 0.56, CPD PEL-N-35-00426-00001, Performance Class LC, PG 30, Calculated Positive DP Rating 30, Calculated Negative DP Rating 30, Year Rated 08|11, Clear Opening Width 29.812, Clear Opening Height 29.5, Clear Opening Area 6.107319, Egress Meets Typical 5.7 sqft (E) (United States Only)

These drawings are based on our interpretation of the information provided to us. They are submitted for final approval of the individual** responsible for the project and are not intended to create any warranty or other liability. The user** is responsible for compliance with applicable building codes or other regulations and determining the suitability of the suggestions for the particular application, including the final design of reinforcement, flashing, and sealant systems for all window and door installations.
** building owner, architect, contractor, installer and/or consumer



Quote Name: 14 Mt. Hood Rd - LIFESTYLE 2.7 **Project Name:** 14 Mt. Hood Rd

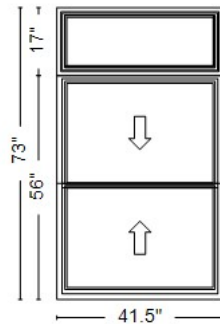
Jobsite Location: Brighton, MA

Room Location: 1st Rear F

Sales Branch Location: 18500 Pella Boston Windows & Doors

Customer Approval Form:

Signature: _____ Date: _____



Viewed from the Exterior

Quote Number: 15092544

Line Number: 70

Quote Qty: 1

Scaling: 1/2" = 1'

Description: Lifestyle, Double Hung, Lifestyle, Sash Set, 41.5 X 73, Without HGP, White

Rough Opening: 42.25" X 73.75"

Performance Information: U-Factor 0.30, SHGC 0.30, VLT 0.56, CPD PEL-N-35-00426-00001, Performance Class LC, PG 30, Calculated Positive DP Rating 30, Calculated Negative DP Rating 30, Year Rated 08|11, Egress Meets Typical 5.7 sqft (E) (United States Only)

Performance Information: U-Factor 0.27, SHGC 0.31, VLT 0.58, CPD PEL-N-229-00861-00001, Performance Class LC, PG 50, Calculated Positive DP Rating 50, Calculated Negative DP Rating 50, Year Rated 08|11

These drawings are based on our interpretation of the information provided to us. They are submitted for final approval of the individual** responsible for the project and are not intended to create any warranty or other liability. The user** is responsible for compliance with applicable building codes or other regulations and determining the suitability of the suggestions for the particular application, including the final design of reinforcement, flashing, and sealant systems for all window and door installations.
** building owner, architect, contractor, installer and/or consumer



Quote Name: 14 Mt. Hood Rd - LIFESTYLE 2.7 **Project Name:** 14 Mt. Hood Rd

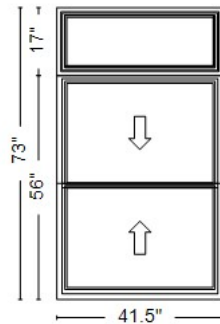
Jobsite Location: Brighton, MA

Room Location: 2nd Front A

Sales Branch Location: 18500 Pella Boston Windows & Doors

Customer Approval Form:

Signature: _____ Date: _____



Viewed from the Exterior

Quote Number: 15092544

Line Number: 75

Quote Qty: 1

Scaling: 1/2" = 1'

Description: Lifestyle, Double Hung, Lifestyle, Sash Set, 41.5 X 73, Without HGP, White

Rough Opening: 42.25" X 73.75"

Performance Information: U-Factor 0.30, SHGC 0.30, VLT 0.56, CPD PEL-N-35-00426-00001, Performance Class LC, PG 30, Calculated Positive DP Rating 30, Calculated Negative DP Rating 30, Year Rated 08|11, Egress Meets Typical 5.7 sqft (E) (United States Only)

Performance Information: U-Factor 0.27, SHGC 0.31, VLT 0.58, CPD PEL-N-229-00861-00001, Performance Class LC, PG 50, Calculated Positive DP Rating 50, Calculated Negative DP Rating 50, Year Rated 08|11

These drawings are based on our interpretation of the information provided to us. They are submitted for final approval of the individual** responsible for the project and are not intended to create any warranty or other liability. The user** is responsible for compliance with applicable building codes or other regulations and determining the suitability of the suggestions for the particular application, including the final design of reinforcement, flashing, and sealant systems for all window and door installations.
** building owner, architect, contractor, installer and/or consumer



Quote Name: 14 Mt. Hood Rd - LIFESTYLE 2.7 **Project Name:** 14 Mt. Hood Rd

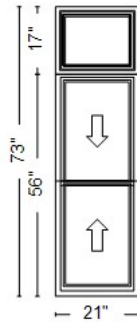
Jobsite Location: Brighton, MA

Room Location: 2nd Front B

Sales Branch Location: 18500 Pella Boston Windows & Doors

Customer Approval Form:

Signature: _____ Date: _____



Viewed from the Exterior

Quote Number: 15092544

Line Number: 80

Quote Qty: 1

Scaling: 1/2" = 1'

Description: Lifestyle, Double Hung, Lifestyle, Sash Set, 21 X 73, Without HGP, White

Rough Opening: 21.75" X 73.75"

Performance Information: U-Factor 0.30, SHGC 0.30, VLT 0.56, CPD PEL-N-35-00426-00001, Performance Class LC, PG 40, Calculated Positive DP Rating 40, Calculated Negative DP Rating 40, Year Rated 08|11, Egress Does not meet typical United States egress, but may comply with local code requirements

Performance Information: U-Factor 0.27, SHGC 0.31, VLT 0.58, CPD PEL-N-229-00861-00001, Performance Class LC, PG 50, Calculated Positive DP Rating 50, Calculated Negative DP Rating 50, Year Rated 08|11

These drawings are based on our interpretation of the information provided to us. They are submitted for final approval of the individual** responsible for the project and are not intended to create any warranty or other liability. The user** is responsible for compliance with applicable building codes or other regulations and determining the suitability of the suggestions for the particular application, including the final design of reinforcement, flashing, and sealant systems for all window and door installations.
** building owner, architect, contractor, installer and/or consumer



Quote Name: 14 Mt. Hood Rd - LIFESTYLE 2.7 **Project Name:** 14 Mt. Hood Rd

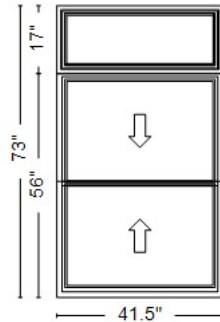
Jobsite Location: Brighton, MA

Room Location: 2nd Front C

Sales Branch Location: 18500 Pella Boston Windows & Doors

Customer Approval Form:

Signature: _____ Date: _____



Viewed from the Exterior

Quote Number: 15092544

Line Number: 85

Quote Qty: 1

Scaling: 1/2" = 1'

Description: Lifestyle, Double Hung, Lifestyle, Sash Set, 41.5 X 73, Without HGP, White

Rough Opening: 42.25" X 73.75"

Performance Information: U-Factor 0.30, SHGC 0.30, VLT 0.56, CPD PEL-N-35-00426-00001, Performance Class LC, PG 30, Calculated Positive DP Rating 30, Calculated Negative DP Rating 30, Year Rated 08|11, Egress Meets Typical 5.7 sqft (E) (United States Only)

Performance Information: U-Factor 0.27, SHGC 0.31, VLT 0.58, CPD PEL-N-229-00861-00001, Performance Class LC, PG 50, Calculated Positive DP Rating 50, Calculated Negative DP Rating 50, Year Rated 08|11

These drawings are based on our interpretation of the information provided to us. They are submitted for final approval of the individual** responsible for the project and are not intended to create any warranty or other liability. The user** is responsible for compliance with applicable building codes or other regulations and determining the suitability of the suggestions for the particular application, including the final design of reinforcement, flashing, and sealant systems for all window and door installations.
** building owner, architect, contractor, installer and/or consumer



Quote Name: 14 Mt. Hood Rd - LIFESTYLE 2.7 **Project Name:** 14 Mt. Hood Rd

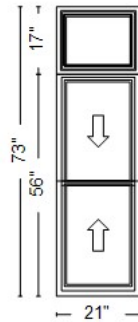
Jobsite Location: Brighton, MA

Room Location: 2nd Front D

Sales Branch Location: 18500 Pella Boston Windows & Doors

Customer Approval Form:

Signature: _____ Date: _____



Viewed from the Exterior

Quote Number: 15092544

Line Number: 90

Quote Qty: 1

Scaling: 1/2" = 1'

Description: Lifestyle, Double Hung, Lifestyle, Sash Set, 21 X 73, Without HGP, White

Rough Opening: 21.75" X 73.75"

Performance Information: U-Factor 0.30, SHGC 0.30, VLT 0.56, CPD PEL-N-35-00426-00001, Performance Class LC, PG 40, Calculated Positive DP Rating 40, Calculated Negative DP Rating 40, Year Rated 08|11, Egress Does not meet typical United States egress, but may comply with local code requirements

Performance Information: U-Factor 0.27, SHGC 0.31, VLT 0.58, CPD PEL-N-229-00861-00001, Performance Class LC, PG 50, Calculated Positive DP Rating 50, Calculated Negative DP Rating 50, Year Rated 08|11

These drawings are based on our interpretation of the information provided to us. They are submitted for final approval of the individual** responsible for the project and are not intended to create any warranty or other liability. The user** is responsible for compliance with applicable building codes or other regulations and determining the suitability of the suggestions for the particular application, including the final design of reinforcement, flashing, and sealant systems for all window and door installations.
** building owner, architect, contractor, installer and/or consumer



Quote Name: 14 Mt. Hood Rd - LIFESTYLE 2.7 **Project Name:** 14 Mt. Hood Rd

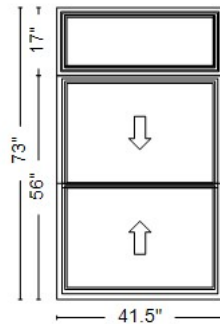
Jobsite Location: Brighton, MA

Room Location: 2nd Front E

Sales Branch Location: 18500 Pella Boston Windows & Doors

Customer Approval Form:

Signature: _____ Date: _____



Viewed from the Exterior

Quote Number: 15092544

Line Number: 95

Quote Qty: 1

Scaling: 1/2" = 1'

Description: Lifestyle, Double Hung, Lifestyle, Sash Set, 41.5 X 73, Without HGP, White

Rough Opening: 42.25" X 73.75"

Performance Information: U-Factor 0.30, SHGC 0.30, VLT 0.56, CPD PEL-N-35-00426-00001, Performance Class LC, PG 30, Calculated Positive DP Rating 30, Calculated Negative DP Rating 30, Year Rated 08|11, Egress Meets Typical 5.7 sqft (E) (United States Only)

Performance Information: U-Factor 0.27, SHGC 0.31, VLT 0.58, CPD PEL-N-229-00861-00001, Performance Class LC, PG 50, Calculated Positive DP Rating 50, Calculated Negative DP Rating 50, Year Rated 08|11

These drawings are based on our interpretation of the information provided to us. They are submitted for final approval of the individual** responsible for the project and are not intended to create any warranty or other liability. The user** is responsible for compliance with applicable building codes or other regulations and determining the suitability of the suggestions for the particular application, including the final design of reinforcement, flashing, and sealant systems for all window and door installations.
** building owner, architect, contractor, installer and/or consumer



Quote Name: 14 Mt. Hood Rd - LIFESTYLE 2.7 **Project Name:** 14 Mt. Hood Rd

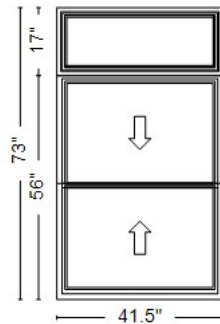
Jobsite Location: Brighton, MA

Room Location: 2nd Front F

Sales Branch Location: 18500 Pella Boston Windows & Doors

Customer Approval Form:

Signature: _____ Date: _____



Viewed from the Exterior

Quote Number: 15092544

Line Number: 100

Quote Qty: 1

Scaling: 1/2" = 1'

Description: Lifestyle, Double Hung, Lifestyle, Sash Set, 41.5 X 73, Without HGP, White

Rough Opening: 42.25" X 73.75"

Performance Information: U-Factor 0.30, SHGC 0.30, VLT 0.56, CPD PEL-N-35-00426-00001, Performance Class LC, PG 30, Calculated Positive DP Rating 30, Calculated Negative DP Rating 30, Year Rated 08|11, Egress Meets Typical 5.7 sqft (E) (United States Only)

Performance Information: U-Factor 0.27, SHGC 0.31, VLT 0.58, CPD PEL-N-229-00861-00001, Performance Class LC, PG 50, Calculated Positive DP Rating 50, Calculated Negative DP Rating 50, Year Rated 08|11

These drawings are based on our interpretation of the information provided to us. They are submitted for final approval of the individual** responsible for the project and are not intended to create any warranty or other liability. The user** is responsible for compliance with applicable building codes or other regulations and determining the suitability of the suggestions for the particular application, including the final design of reinforcement, flashing, and sealant systems for all window and door installations.
** building owner, architect, contractor, installer and/or consumer



Quote Name: 14 Mt. Hood Rd - LIFESTYLE 2.7 **Project Name:** 14 Mt. Hood Rd

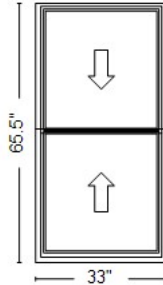
Jobsite Location: Brighton, MA

Room Location: 2nd Front G

Sales Branch Location: 18500 Pella Boston Windows & Doors

Customer Approval Form:

Signature: _____ Date: _____



Viewed from the Exterior

Quote Number: 15092544

Line Number: 105

Quote Qty: 1

Scaling: 1/2" = 1'

Description: Lifestyle, Double Hung, 33 X 65.5, Without HGP, White

Rough Opening: 33.75" X 66.25"

Performance Information: U-Factor 0.30, SHGC 0.30, VLT 0.56, CPD PEL-N-35-00426-00001, Performance Class LC, PG 30, Calculated Positive DP Rating 30, Calculated Negative DP Rating 30, Year Rated 08|11, Clear Opening Width 29.812, Clear Opening Height 29.5, Clear Opening Area 6.107319, Egress Meets Typical 5.7 sqft (E) (United States Only)

These drawings are based on our interpretation of the information provided to us. They are submitted for final approval of the individual** responsible for the project and are not intended to create any warranty or other liability. The user** is responsible for compliance with applicable building codes or other regulations and determining the suitability of the suggestions for the particular application, including the final design of reinforcement, flashing, and sealant systems for all window and door installations.
** building owner, architect, contractor, installer and/or consumer



Quote Name: 14 Mt. Hood Rd - LIFESTYLE 2.7 **Project Name:** 14 Mt. Hood Rd

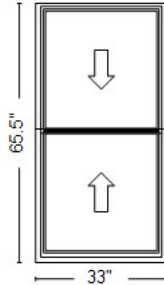
Jobsite Location: Brighton, MA

Room Location: 2nd Rear A

Sales Branch Location: 18500 Pella Boston Windows & Doors

Customer Approval Form:

Signature: _____ Date: _____



Viewed from the Exterior

Quote Number: 15092544

Line Number: 110

Quote Qty: 1

Scaling: 1/2" = 1'

Description: Lifestyle, Double Hung, 33 X 65.5, Without HGP, White

Rough Opening: 33.75" X 66.25"

Performance Information: U-Factor 0.30, SHGC 0.30, VLT 0.56, CPD PEL-N-35-00426-00001, Performance Class LC, PG 30, Calculated Positive DP Rating 30, Calculated Negative DP Rating 30, Year Rated 08|11, Clear Opening Width 29.812, Clear Opening Height 29.5, Clear Opening Area 6.107319, Egress Meets Typical 5.7 sqft (E) (United States Only)

These drawings are based on our interpretation of the information provided to us. They are submitted for final approval of the individual** responsible for the project and are not intended to create any warranty or other liability. The user** is responsible for compliance with applicable building codes or other regulations and determining the suitability of the suggestions for the particular application, including the final design of reinforcement, flashing, and sealant systems for all window and door installations.
** building owner, architect, contractor, installer and/or consumer



Quote Name: 14 Mt. Hood Rd - LIFESTYLE 2.7 **Project Name:** 14 Mt. Hood Rd

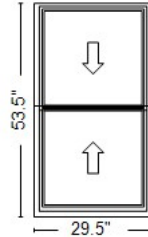
Jobsite Location: Brighton, MA

Room Location: 2nd Rear B

Sales Branch Location: 18500 Pella Boston Windows & Doors

Customer Approval Form:

Signature: _____ Date: _____



Viewed from the Exterior

Quote Number: 15092544

Line Number: 115

Quote Qty: 1

Scaling: 1/2" = 1'

Description: Lifestyle, Double Hung, 29.5 X 53.5, Without HGP, White

Rough Opening: 30.25" X 54.25"

Performance Information: U-Factor 0.30, SHGC 0.30, VLT 0.56, CPD PEL-N-35-00426-00001, Performance Class LC, PG 40, Calculated Positive DP Rating 40, Calculated Negative DP Rating 40, Year Rated 08|11, Clear Opening Width 26.312, Clear Opening Height 23.5, Clear Opening Area 4.293972, Egress Does not meet typical United States egress, but may comply with local code requirements

These drawings are based on our interpretation of the information provided to us. They are submitted for final approval of the individual** responsible for the project and are not intended to create any warranty or other liability. The user** is responsible for compliance with applicable building codes or other regulations and determining the suitability of the suggestions for the particular application, including the final design of reinforcement, flashing, and sealant systems for all window and door installations.
** building owner, architect, contractor, installer and/or consumer



Quote Name: 14 Mt. Hood Rd - LIFESTYLE 2.7 **Project Name:** 14 Mt. Hood Rd

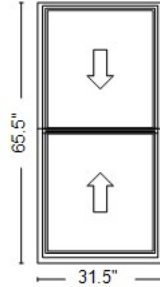
Jobsite Location: Brighton, MA

Room Location: 2nd Rear C

Sales Branch Location: 18500 Pella Boston Windows & Doors

Customer Approval Form:

Signature: _____ Date: _____



Viewed from the Exterior

Quote Number: 15092544

Line Number: 120

Quote Qty: 1

Scaling: 1/2" = 1'

Description: Lifestyle, Double Hung, 31.5 X 65.5, Without HGP, White

Rough Opening: 32.25" X 66.25"

Performance Information: U-Factor 0.30, SHGC 0.30, VLT 0.56, CPD PEL-N-35-00426-00001, Performance Class LC, PG 30, Calculated Positive DP Rating 30, Calculated Negative DP Rating 30, Year Rated 08|11, Clear Opening Width 28.312, Clear Opening Height 29.5, Clear Opening Area 5.800028, Egress Meets Typical 5.7 sqft (E) (United States Only)

These drawings are based on our interpretation of the information provided to us. They are submitted for final approval of the individual** responsible for the project and are not intended to create any warranty or other liability. The user** is responsible for compliance with applicable building codes or other regulations and determining the suitability of the suggestions for the particular application, including the final design of reinforcement, flashing, and sealant systems for all window and door installations.
** building owner, architect, contractor, installer and/or consumer



Quote Name: 14 Mt. Hood Rd - LIFESTYLE 2.7 **Project Name:** 14 Mt. Hood Rd

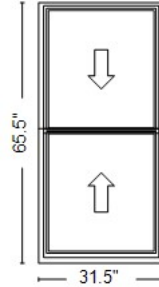
Jobsite Location: Brighton, MA

Room Location: 2nd Rear D

Sales Branch Location: 18500 Pella Boston Windows & Doors

Customer Approval Form:

Signature: _____ Date: _____



Viewed from the Exterior

Quote Number: 15092544

Line Number: 125

Quote Qty: 1

Scaling: 1/2" = 1'

Description: Lifestyle, Double Hung, 31.5 X 65.5, Without HGP, White

Rough Opening: 32.25" X 66.25"

Performance Information: U-Factor 0.30, SHGC 0.30, VLT 0.56, CPD PEL-N-35-00426-00001, Performance Class LC, PG 30, Calculated Positive DP Rating 30, Calculated Negative DP Rating 30, Year Rated 08|11, Clear Opening Width 28.312, Clear Opening Height 29.5, Clear Opening Area 5.800028, Egress Meets Typical 5.7 sqft (E) (United States Only)

These drawings are based on our interpretation of the information provided to us. They are submitted for final approval of the individual** responsible for the project and are not intended to create any warranty or other liability. The user** is responsible for compliance with applicable building codes or other regulations and determining the suitability of the suggestions for the particular application, including the final design of reinforcement, flashing, and sealant systems for all window and door installations.
** building owner, architect, contractor, installer and/or consumer



Quote Name: 14 Mt. Hood Rd - LIFESTYLE 2.7 **Project Name:** 14 Mt. Hood Rd

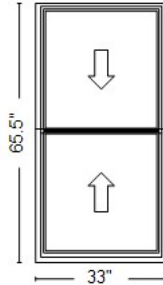
Jobsite Location: Brighton, MA

Room Location: 2nd Rear E

Sales Branch Location: 18500 Pella Boston Windows & Doors

Customer Approval Form:

Signature: _____ Date: _____



Viewed from the Exterior

Quote Number: 15092544

Line Number: 130

Quote Qty: 1

Scaling: 1/2" = 1'

Description: Lifestyle, Double Hung, 33 X 65.5, Without HGP, White

Rough Opening: 33.75" X 66.25"

Performance Information: U-Factor 0.30, SHGC 0.30, VLT 0.56, CPD PEL-N-35-00426-00001, Performance Class LC, PG 30, Calculated Positive DP Rating 30, Calculated Negative DP Rating 30, Year Rated 08|11, Clear Opening Width 29.812, Clear Opening Height 29.5, Clear Opening Area 6.107319, Egress Meets Typical 5.7 sqft (E) (United States Only)

These drawings are based on our interpretation of the information provided to us. They are submitted for final approval of the individual** responsible for the project and are not intended to create any warranty or other liability. The user** is responsible for compliance with applicable building codes or other regulations and determining the suitability of the suggestions for the particular application, including the final design of reinforcement, flashing, and sealant systems for all window and door installations.
** building owner, architect, contractor, installer and/or consumer



Quote Name: 14 Mt. Hood Rd - LIFESTYLE 2.7 **Project Name:** 14 Mt. Hood Rd

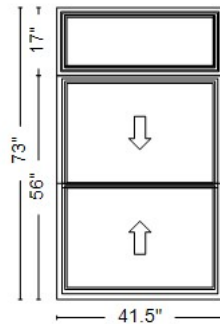
Jobsite Location: Brighton, MA

Room Location: 2nd Rear F

Sales Branch Location: 18500 Pella Boston Windows & Doors

Customer Approval Form:

Signature: _____ Date: _____



Viewed from the Exterior

Quote Number: 15092544

Line Number: 135

Quote Qty: 1

Scaling: 1/2" = 1'

Description: Lifestyle, Double Hung, Lifestyle, Sash Set, 41.5 X 73, Without HGP, White

Rough Opening: 42.25" X 73.75"

Performance Information: U-Factor 0.30, SHGC 0.30, VLT 0.56, CPD PEL-N-35-00426-00001, Performance Class LC, PG 30, Calculated Positive DP Rating 30, Calculated Negative DP Rating 30, Year Rated 08|11, Egress Meets Typical 5.7 sqft (E) (United States Only)

Performance Information: U-Factor 0.27, SHGC 0.31, VLT 0.58, CPD PEL-N-229-00861-00001, Performance Class LC, PG 50, Calculated Positive DP Rating 50, Calculated Negative DP Rating 50, Year Rated 08|11

These drawings are based on our interpretation of the information provided to us. They are submitted for final approval of the individual** responsible for the project and are not intended to create any warranty or other liability. The user** is responsible for compliance with applicable building codes or other regulations and determining the suitability of the suggestions for the particular application, including the final design of reinforcement, flashing, and sealant systems for all window and door installations.
** building owner, architect, contractor, installer and/or consumer



Quote Name: 14 Mt. Hood Rd - LIFESTYLE 2.7 **Project Name:** 14 Mt. Hood Rd

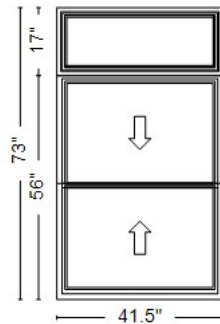
Jobsite Location: Brighton, MA

Room Location: 3RD Front A

Sales Branch Location: 18500 Pella Boston Windows & Doors

Customer Approval Form:

Signature: _____ Date: _____



Viewed from the Exterior

Quote Number: 15092544

Line Number: 140

Quote Qty: 1

Scaling: 1/2" = 1'

Description: Lifestyle, Double Hung, Lifestyle, Sash Set, 41.5 X 73, Without HGP, White

Rough Opening: 42.25" X 73.75"

Performance Information: U-Factor 0.30, SHGC 0.30, VLT 0.56, CPD PEL-N-35-00426-00001, Performance Class LC, PG 30, Calculated Positive DP Rating 30, Calculated Negative DP Rating 30, Year Rated 08|11, Egress Meets Typical 5.7 sqft (E) (United States Only)

Performance Information: U-Factor 0.27, SHGC 0.31, VLT 0.58, CPD PEL-N-229-00861-00001, Performance Class LC, PG 50, Calculated Positive DP Rating 50, Calculated Negative DP Rating 50, Year Rated 08|11

These drawings are based on our interpretation of the information provided to us. They are submitted for final approval of the individual** responsible for the project and are not intended to create any warranty or other liability. The user** is responsible for compliance with applicable building codes or other regulations and determining the suitability of the suggestions for the particular application, including the final design of reinforcement, flashing, and sealant systems for all window and door installations.
** building owner, architect, contractor, installer and/or consumer



Quote Name: 14 Mt. Hood Rd - LIFESTYLE 2.7 **Project Name:** 14 Mt. Hood Rd

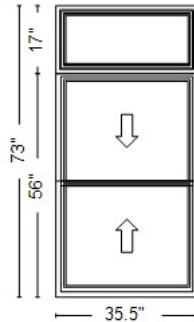
Jobsite Location: Brighton, MA

Room Location: 3RD Front B

Sales Branch Location: 18500 Pella Boston Windows & Doors

Customer Approval Form:

Signature: _____ Date: _____



Viewed from the Exterior

Quote Number: 15092544

Line Number: 145

Quote Qty: 1

Scaling: 1/2" = 1'

Description: Lifestyle, Double Hung, Lifestyle, Sash Set, 35.5 X 73, Without HGP, White

Rough Opening: 36.25" X 73.75"

Performance Information: U-Factor 0.30, SHGC 0.30, VLT 0.56, CPD PEL-N-35-00426-00001, Performance Class LC, PG 35, Calculated Positive DP Rating 35, Calculated Negative DP Rating 35, Year Rated 08|11, Egress Meets Typical for ground floor 5.0 sqft (E1) (United States Only)

Performance Information: U-Factor 0.27, SHGC 0.31, VLT 0.58, CPD PEL-N-229-00861-00001, Performance Class LC, PG 50, Calculated Positive DP Rating 50, Calculated Negative DP Rating 50, Year Rated 08|11

These drawings are based on our interpretation of the information provided to us. They are submitted for final approval of the individual** responsible for the project and are not intended to create any warranty or other liability. The user** is responsible for compliance with applicable building codes or other regulations and determining the suitability of the suggestions for the particular application, including the final design of reinforcement, flashing, and sealant systems for all window and door installations.
** building owner, architect, contractor, installer and/or consumer



Quote Name: 14 Mt. Hood Rd - LIFESTYLE 2.7 **Project Name:** 14 Mt. Hood Rd

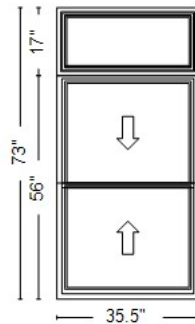
Jobsite Location: Brighton, MA

Room Location: 3RD Front C

Sales Branch Location: 18500 Pella Boston Windows & Doors

Customer Approval Form:

Signature: _____ Date: _____



Viewed from the Exterior

Quote Number: 15092544

Line Number: 150

Quote Qty: 1

Scaling: 1/2" = 1'

Description: Lifestyle, Double Hung, Lifestyle, Sash Set, 35.5 X 73, Without HGP, White

Rough Opening: 36.25" X 73.75"

Performance Information: U-Factor 0.30, SHGC 0.30, VLT 0.56, CPD PEL-N-35-00426-00001, Performance Class LC, PG 35, Calculated Positive DP Rating 35, Calculated Negative DP Rating 35, Year Rated 08|11, Egress Meets Typical for ground floor 5.0 sqft (E1) (United States Only)

Performance Information: U-Factor 0.27, SHGC 0.31, VLT 0.58, CPD PEL-N-229-00861-00001, Performance Class LC, PG 50, Calculated Positive DP Rating 50, Calculated Negative DP Rating 50, Year Rated 08|11

These drawings are based on our interpretation of the information provided to us. They are submitted for final approval of the individual** responsible for the project and are not intended to create any warranty or other liability. The user** is responsible for compliance with applicable building codes or other regulations and determining the suitability of the suggestions for the particular application, including the final design of reinforcement, flashing, and sealant systems for all window and door installations.
** building owner, architect, contractor, installer and/or consumer



Quote Name: 14 Mt. Hood Rd - LIFESTYLE 2.7 **Project Name:** 14 Mt. Hood Rd

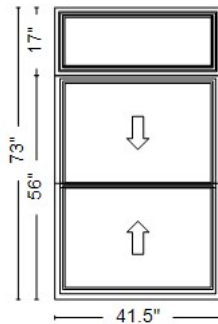
Jobsite Location: Brighton, MA

Room Location: 3RD Front D

Sales Branch Location: 18500 Pella Boston Windows & Doors

Customer Approval Form:

Signature: _____ Date: _____



Viewed from the Exterior

Quote Number: 15092544

Line Number: 155

Quote Qty: 1

Scaling: 1/2" = 1'

Description: Lifestyle, Double Hung, Lifestyle, Sash Set, 41.5 X 73, Without HGP, White

Rough Opening: 42.25" X 73.75"

Performance Information: U-Factor 0.30, SHGC 0.30, VLT 0.56, CPD PEL-N-35-00426-00001, Performance Class LC, PG 30, Calculated Positive DP Rating 30, Calculated Negative DP Rating 30, Year Rated 08|11, Egress Meets Typical 5.7 sqft (E) (United States Only)

Performance Information: U-Factor 0.27, SHGC 0.31, VLT 0.58, CPD PEL-N-229-00861-00001, Performance Class LC, PG 50, Calculated Positive DP Rating 50, Calculated Negative DP Rating 50, Year Rated 08|11

These drawings are based on our interpretation of the information provided to us. They are submitted for final approval of the individual** responsible for the project and are not intended to create any warranty or other liability. The user** is responsible for compliance with applicable building codes or other regulations and determining the suitability of the suggestions for the particular application, including the final design of reinforcement, flashing, and sealant systems for all window and door installations.
** building owner, architect, contractor, installer and/or consumer



Quote Name: 14 Mt. Hood Rd - LIFESTYLE 2.7 **Project Name:** 14 Mt. Hood Rd

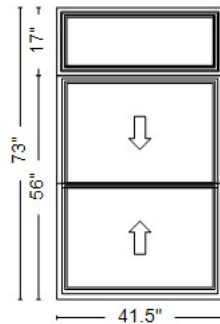
Jobsite Location: Brighton, MA

Room Location: 3RD Front E

Sales Branch Location: 18500 Pella Boston Windows & Doors

Customer Approval Form:

Signature: _____ Date: _____



Viewed from the Exterior

Quote Number: 15092544

Line Number: 160

Quote Qty: 1

Scaling: 1/2" = 1'

Description: Lifestyle, Double Hung, Lifestyle, Sash Set, 41.5 X 73, Without HGP, White

Rough Opening: 42.25" X 73.75"

Performance Information: U-Factor 0.30, SHGC 0.30, VLT 0.56, CPD PEL-N-35-00426-00001, Performance Class LC, PG 30, Calculated Positive DP Rating 30, Calculated Negative DP Rating 30, Year Rated 08|11, Egress Meets Typical 5.7 sqft (E) (United States Only)

Performance Information: U-Factor 0.27, SHGC 0.31, VLT 0.58, CPD PEL-N-229-00861-00001, Performance Class LC, PG 50, Calculated Positive DP Rating 50, Calculated Negative DP Rating 50, Year Rated 08|11

These drawings are based on our interpretation of the information provided to us. They are submitted for final approval of the individual** responsible for the project and are not intended to create any warranty or other liability. The user** is responsible for compliance with applicable building codes or other regulations and determining the suitability of the suggestions for the particular application, including the final design of reinforcement, flashing, and sealant systems for all window and door installations.
** building owner, architect, contractor, installer and/or consumer



Quote Name: 14 Mt. Hood Rd - LIFESTYLE 2.7 **Project Name:** 14 Mt. Hood Rd

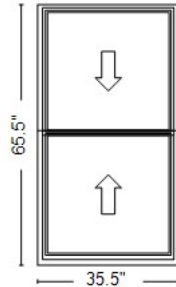
Jobsite Location: Brighton, MA

Room Location: 3RD Front F

Sales Branch Location: 18500 Pella Boston Windows & Doors

Customer Approval Form:

Signature: _____ Date: _____



Viewed from the Exterior

Quote Number: 15092544

Line Number: 165

Quote Qty: 1

Scaling: 1/2" = 1'

Description: Lifestyle, Double Hung, 35.5 X 65.5, Without HGP, White

Rough Opening: 36.25" X 66.25"

Performance Information: U-Factor 0.30, SHGC 0.30, VLT 0.56, CPD PEL-N-35-00426-00001, Performance Class LC, PG 30, Calculated Positive DP Rating 30, Calculated Negative DP Rating 30, Year Rated 08|11, Clear Opening Width 32.312, Clear Opening Height 29.5, Clear Opening Area 6.619473, Egress Meets Typical 5.7 sqft (E) (United States Only)

These drawings are based on our interpretation of the information provided to us. They are submitted for final approval of the individual** responsible for the project and are not intended to create any warranty or other liability. The user** is responsible for compliance with applicable building codes or other regulations and determining the suitability of the suggestions for the particular application, including the final design of reinforcement, flashing, and sealant systems for all window and door installations.
** building owner, architect, contractor, installer and/or consumer



Quote Name: 14 Mt. Hood Rd - LIFESTYLE 2.7 **Project Name:** 14 Mt. Hood Rd

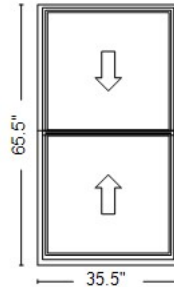
Jobsite Location: Brighton, MA

Room Location: 3RD Rear A

Sales Branch Location: 18500 Pella Boston Windows & Doors

Customer Approval Form:

Signature: _____ Date: _____



Viewed from the Exterior

Quote Number: 15092544

Line Number: 170

Quote Qty: 1

Scaling: 1/2" = 1'

Description: Lifestyle, Double Hung, 35.5 X 65.5, Without HGP, White

Rough Opening: 36.25" X 66.25"

Performance Information: U-Factor 0.30, SHGC 0.30, VLT 0.56, CPD PEL-N-35-00426-00001, Performance Class LC, PG 30, Calculated Positive DP Rating 30, Calculated Negative DP Rating 30, Year Rated 08|11, Clear Opening Width 32.312, Clear Opening Height 29.5, Clear Opening Area 6.619473, Egress Meets Typical 5.7 sqft (E) (United States Only)

These drawings are based on our interpretation of the information provided to us. They are submitted for final approval of the individual** responsible for the project and are not intended to create any warranty or other liability. The user** is responsible for compliance with applicable building codes or other regulations and determining the suitability of the suggestions for the particular application, including the final design of reinforcement, flashing, and sealant systems for all window and door installations.
** building owner, architect, contractor, installer and/or consumer



Quote Name: 14 Mt. Hood Rd - LIFESTYLE 2.7 **Project Name:** 14 Mt. Hood Rd

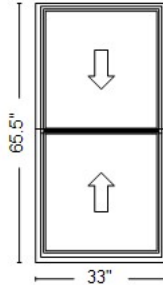
Jobsite Location: Brighton, MA

Room Location: 3RD Rear B

Sales Branch Location: 18500 Pella Boston Windows & Doors

Customer Approval Form:

Signature: _____ Date: _____



Viewed from the Exterior

Quote Number: 15092544

Line Number: 175

Quote Qty: 1

Scaling: 1/2" = 1'

Description: Lifestyle, Double Hung, 33 X 65.5, Without HGP, White

Rough Opening: 33.75" X 66.25"

Performance Information: U-Factor 0.30, SHGC 0.30, VLT 0.56, CPD PEL-N-35-00426-00001, Performance Class LC, PG 30, Calculated Positive DP Rating 30, Calculated Negative DP Rating 30, Year Rated 08|11, Clear Opening Width 29.812, Clear Opening Height 29.5, Clear Opening Area 6.107319, Egress Meets Typical 5.7 sqft (E) (United States Only)

These drawings are based on our interpretation of the information provided to us. They are submitted for final approval of the individual** responsible for the project and are not intended to create any warranty or other liability. The user** is responsible for compliance with applicable building codes or other regulations and determining the suitability of the suggestions for the particular application, including the final design of reinforcement, flashing, and sealant systems for all window and door installations.
** building owner, architect, contractor, installer and/or consumer



Quote Name: 14 Mt. Hood Rd - LIFESTYLE 2.7 **Project Name:** 14 Mt. Hood Rd

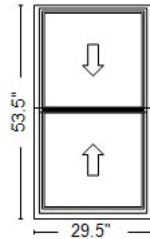
Jobsite Location: Brighton, MA

Room Location: 3RD Rear C

Sales Branch Location: 18500 Pella Boston Windows & Doors

Customer Approval Form:

Signature: _____ Date: _____



Viewed from the Exterior

Quote Number: 15092544

Line Number: 180

Quote Qty: 1

Scaling: 1/2" = 1'

Description: Lifestyle, Double Hung, 29.5 X 53.5, Without HGP, White

Rough Opening: 30.25" X 54.25"

Performance Information: U-Factor 0.30, SHGC 0.30, VLT 0.56, CPD PEL-N-35-00426-00001, Performance Class LC, PG 40, Calculated Positive DP Rating 40, Calculated Negative DP Rating 40, Year Rated 08|11, Clear Opening Width 26.312, Clear Opening Height 23.5, Clear Opening Area 4.293972, Egress Does not meet typical United States egress, but may comply with local code requirements

These drawings are based on our interpretation of the information provided to us. They are submitted for final approval of the individual** responsible for the project and are not intended to create any warranty or other liability. The user** is responsible for compliance with applicable building codes or other regulations and determining the suitability of the suggestions for the particular application, including the final design of reinforcement, flashing, and sealant systems for all window and door installations.
** building owner, architect, contractor, installer and/or consumer



Quote Name: 14 Mt. Hood Rd - LIFESTYLE 2.7 **Project Name:** 14 Mt. Hood Rd

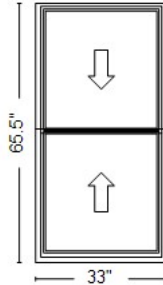
Jobsite Location: Brighton, MA

Room Location: 3rd Rear D

Sales Branch Location: 18500 Pella Boston Windows & Doors

Customer Approval Form:

Signature: _____ Date: _____



Viewed from the Exterior

Quote Number: 15092544

Line Number: 185

Quote Qty: 1

Scaling: 1/2" = 1'

Description: Lifestyle, Double Hung, 33 X 65.5, Without HGP, White

Rough Opening: 33.75" X 66.25"

Performance Information: U-Factor 0.30, SHGC 0.30, VLT 0.56, CPD PEL-N-35-00426-00001, Performance Class LC, PG 30, Calculated Positive DP Rating 30, Calculated Negative DP Rating 30, Year Rated 08|11, Clear Opening Width 29.812, Clear Opening Height 29.5, Clear Opening Area 6.107319, Egress Meets Typical 5.7 sqft (E) (United States Only)

These drawings are based on our interpretation of the information provided to us. They are submitted for final approval of the individual** responsible for the project and are not intended to create any warranty or other liability. The user** is responsible for compliance with applicable building codes or other regulations and determining the suitability of the suggestions for the particular application, including the final design of reinforcement, flashing, and sealant systems for all window and door installations.
** building owner, architect, contractor, installer and/or consumer



Quote Name: 14 Mt. Hood Rd - LIFESTYLE 2.7 **Project Name:** 14 Mt. Hood Rd

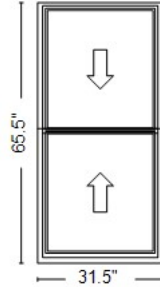
Jobsite Location: Brighton, MA

Room Location: 3RD Rear E

Sales Branch Location: 18500 Pella Boston Windows & Doors

Customer Approval Form:

Signature: _____ Date: _____



Viewed from the Exterior

Quote Number: 15092544

Line Number: 190

Quote Qty: 1

Scaling: 1/2" = 1'

Description: Lifestyle, Double Hung, 31.5 X 65.5, Without HGP, White

Rough Opening: 32.25" X 66.25"

Performance Information: U-Factor 0.30, SHGC 0.30, VLT 0.56, CPD PEL-N-35-00426-00001, Performance Class LC, PG 30, Calculated Positive DP Rating 30, Calculated Negative DP Rating 30, Year Rated 08|11, Clear Opening Width 28.312, Clear Opening Height 29.5, Clear Opening Area 5.800028, Egress Meets Typical 5.7 sqft (E) (United States Only)

These drawings are based on our interpretation of the information provided to us. They are submitted for final approval of the individual** responsible for the project and are not intended to create any warranty or other liability. The user** is responsible for compliance with applicable building codes or other regulations and determining the suitability of the suggestions for the particular application, including the final design of reinforcement, flashing, and sealant systems for all window and door installations.
** building owner, architect, contractor, installer and/or consumer



Quote Name: 14 Mt. Hood Rd - LIFESTYLE 2.7 **Project Name:** 14 Mt. Hood Rd

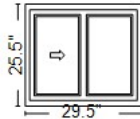
Jobsite Location: Brighton, MA

Room Location: 3RD Rear F

Sales Branch Location: 18500 Pella Boston Windows & Doors

Customer Approval Form:

Signature: _____ Date: _____



Viewed from the Exterior

Quote Number: 15092544

Line Number: 195

Quote Qty: 2

Scaling: 1/2" = 1'

Description: Impervia, Sliding Window, Vent Right / Fixed, 29.5 X 25.5, White

Rough Opening: 30" X 26"

Performance Information: U-Factor 0.31, SHGC 0.28, VLT 0.53, CPD PEL-N-103-00733-00001, Performance Class LC, PG 40, Year Rated 11, Clear Opening Width 11.1875, Clear Opening Height 21.9375, Clear Opening Area 1.704346, Egress Does not meet typical United States egress, but may comply with local code requirements

These drawings are based on our interpretation of the information provided to us. They are submitted for final approval of the individual** responsible for the project and are not intended to create any warranty or other liability. The user** is responsible for compliance with applicable building codes or other regulations and determining the suitability of the suggestions for the particular application, including the final design of reinforcement, flashing, and sealant systems for all window and door installations.
** building owner, architect, contractor, installer and/or consumer



Quote Name: 14 Mt. Hood Rd - LIFESTYLE 2.7 **Project Name:** 14 Mt. Hood Rd

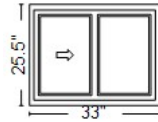
Jobsite Location: Brighton, MA

Room Location: Basement

Sales Branch Location: 18500 Pella Boston Windows & Doors

Customer Approval Form:

Signature: _____ Date: _____



Viewed from the Exterior

Quote Number: 15092544

Line Number: 200

Quote Qty: 2

Scaling: 1/2" = 1'

Description: Impervia, Sliding Window, Vent Right / Fixed, 33 X 25.5, White

Rough Opening: 33.5" X 26"

Performance Information: U-Factor 0.31, SHGC 0.28, VLT 0.53, CPD PEL-N-103-00733-00001, Performance Class LC, PG 40, Year Rated 11, Clear Opening Width 12.9375, Clear Opening Height 21.9375, Clear Opening Area 1.970947, Egress Does not meet typical United States egress, but may comply with local code requirements

These drawings are based on our interpretation of the information provided to us. They are submitted for final approval of the individual** responsible for the project and are not intended to create any warranty or other liability. The user** is responsible for compliance with applicable building codes or other regulations and determining the suitability of the suggestions for the particular application, including the final design of reinforcement, flashing, and sealant systems for all window and door installations.
** building owner, architect, contractor, installer and/or consumer



Quote Name: 14 Mt. Hood Rd - LIFESTYLE 2.7 **Project Name:** 14 Mt. Hood Rd

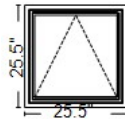
Jobsite Location: Brighton, MA

Room Location: Basement

Sales Branch Location: 18500 Pella Boston Windows & Doors

Customer Approval Form:

Signature: _____ Date: _____



Viewed from the Exterior

Quote Number: 15092544

Line Number: 205

Quote Qty: 2

Scaling: 1/2" = 1'

Description: Lifestyle, Awning, Vent, 25.5 X 25.5, Without HGP, White

Rough Opening: 26.25" X 26.25"

Performance Information: U-Factor 0.29, SHGC 0.27, VLT 0.51, CPD PEL-N-37-00714-00001, Performance Class LC, PG 30, Calculated Positive DP Rating 30, Calculated Negative DP Rating 30, Year Rated 08|11, Egress Not Applicable

These drawings are based on our interpretation of the information provided to us. They are submitted for final approval of the individual** responsible for the project and are not intended to create any warranty or other liability. The user** is responsible for compliance with applicable building codes or other regulations and determining the suitability of the suggestions for the particular application, including the final design of reinforcement, flashing, and sealant systems for all window and door installations.
** building owner, architect, contractor, installer and/or consumer



Quote Name: 14 Mt. Hood Rd - LIFESTYLE 2.7 **Project Name:** 14 Mt. Hood Rd

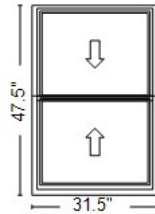
Jobsite Location: Brighton, MA

Room Location: None Assigned

Sales Branch Location: 18500 Pella Boston Windows & Doors

Customer Approval Form:

Signature: _____ Date: _____



Viewed from the Exterior

Quote Number: 15092544

Line Number: 210

Quote Qty: 2

Scaling: 1/2" = 1'

Description: Lifestyle, Double Hung, 31.5 X 47.5, Without HGP, White

Rough Opening: 32.25" X 48.25"

Performance Information: U-Factor 0.30, SHGC 0.30, VLT 0.56, CPD PEL-N-35-00426-00001, Performance Class LC, PG 40, Calculated Positive DP Rating 40, Calculated Negative DP Rating 40, Year Rated 08|11, Clear Opening Width 28.312, Clear Opening Height 20.5, Clear Opening Area 4.030528, Egress Does not meet typical United States egress, but may comply with local code requirements

These drawings are based on our interpretation of the information provided to us. They are submitted for final approval of the individual** responsible for the project and are not intended to create any warranty or other liability. The user** is responsible for compliance with applicable building codes or other regulations and determining the suitability of the suggestions for the particular application, including the final design of reinforcement, flashing, and sealant systems for all window and door installations.
** building owner, architect, contractor, installer and/or consumer



Quote Name: 14 Mt. Hood Rd - LIFESTYLE 2.7 **Project Name:** 14 Mt. Hood Rd

Jobsite Location: Brighton, MA

Room Location: Basement

Sales Branch Location: 18500 Pella Boston Windows & Doors