




# Let's Go Better Listening Session

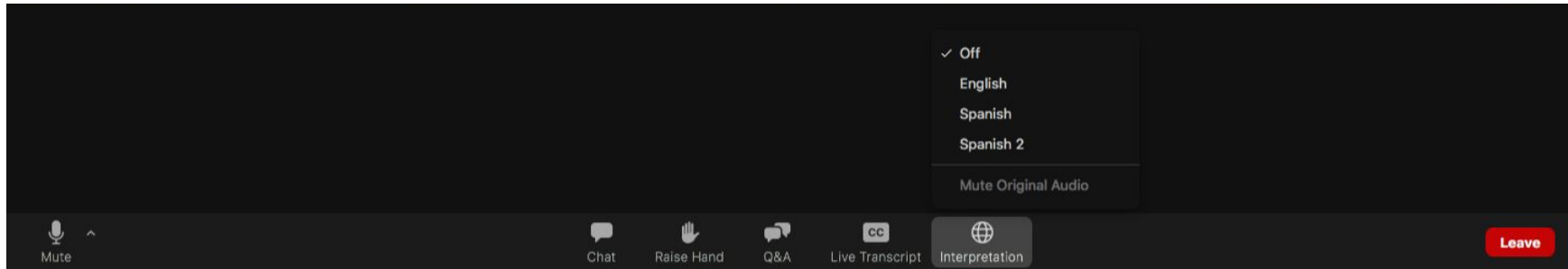
*Childcare, 9/15/2021*



- **Language Access Orientation**
- **Introductions**
- **Framework for Boston's Federal Funds**
- **Funding Overview & Timeline**
- **The Current Reality of Childcare in Boston**
- **Existing Efforts and Best Practices**
- **Listening Session**
- **Conclusion**

## Language Interpretation Services

- Simultaneous interpretation services are being provided for this meeting in the following languages:
- To switch languages, please select the globe icon  that will appear at the bottom of your screen and select the language of your choice.



## Closed Captioning

Closed captioning is being provided. To access:

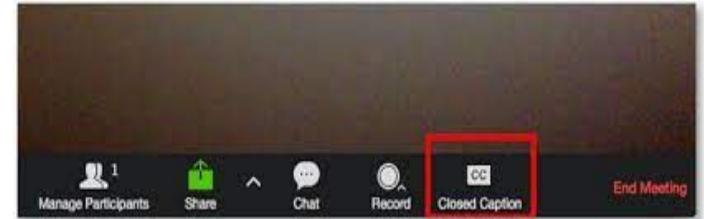
1. Find “Closed Caption”
2. Drop-down menu

## Subtítulos

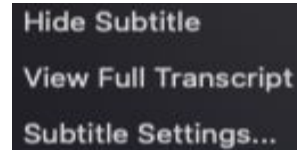
Se proporcionan subtítulos. Para acceder:

1. Busque “Closed Caption” (Subtítulos)
2. Abra el menú desplegable

1.



2.



- We will be recording the presentation and posting it on our website and will shut off the recording during the question and answer period.
- Please ask questions by typing them in the chat. If we do not get to your question or are on a phone, you can email the [recover@boston.gov](mailto:recover@boston.gov) and we will answer your questions in the coming days.

# Participant Controls

## Audio



Mute and unmute your microphone. Audio Controls (click the ^ arrow next to Mute / Unmute): Allows you to change the microphone and speaker that Zoom is currently using on your computer, leave computer audio, and access the full [audio settings](#).

## Video



Start Video / Stop Video : Turns your camera on or off.

## Participants



Participants : See who's currently in the meeting.

## Chat



Chat: Access the chat window to [chat with other participants](#).

## Reactions

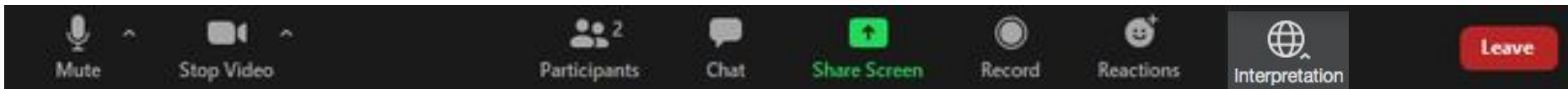


Reactions : [Meeting reactions, nonverbal feedback, and Raise Hand](#) allow you to communicate issues or feedback to the host or presenter without disrupting the meeting. These reactions are shown on your video panel and next to your name on the participants panel.

Click reactions icon and select hand icon to Raise Hand / Lower Hand

## Interpretation

To switch languages, please select the globe icon that will appear at the bottom of your screen and select the language of your choice.





**Alexandra Valdez**

*Executive Director,  
Mayor's Office of  
Women's  
Advancement*



**Ashley White**

*Director, Economic  
Mobility Lab*



**Trinh Nguyen**

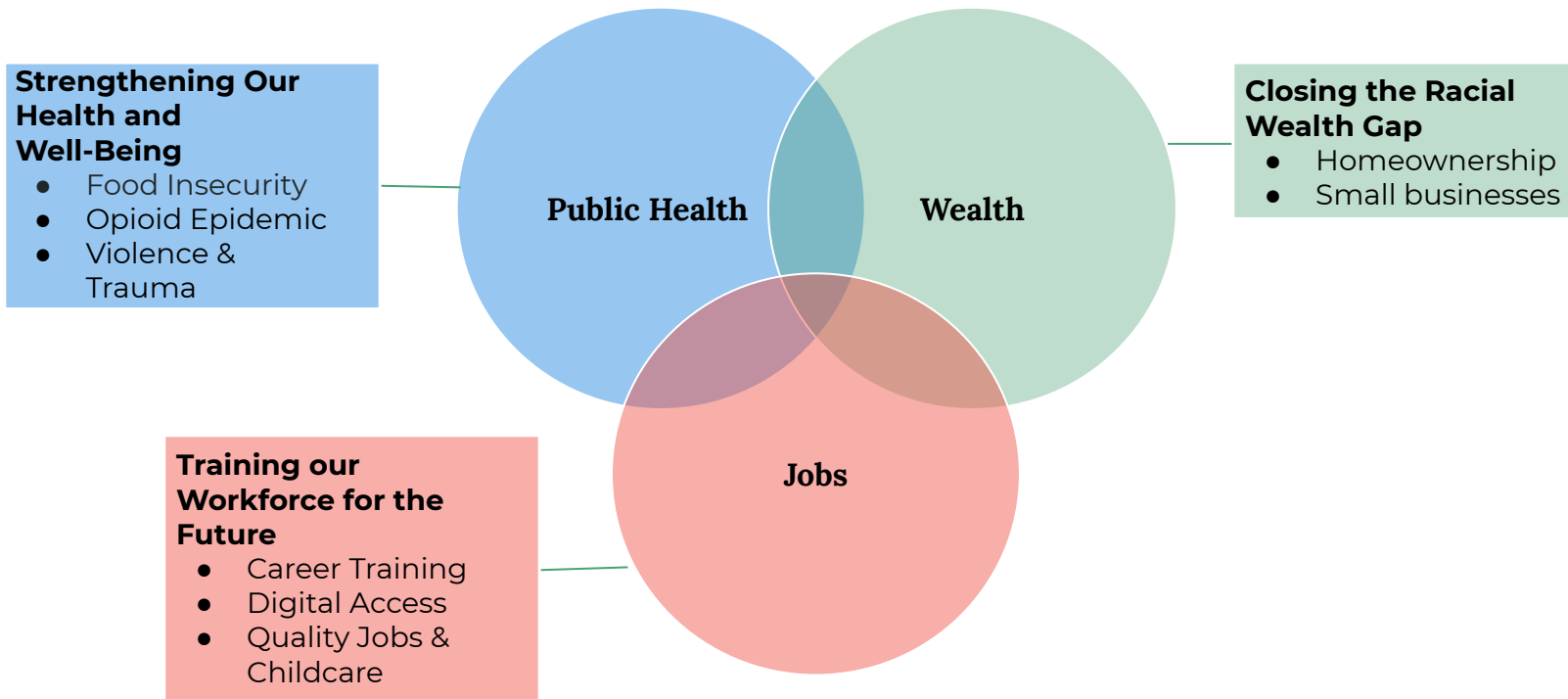
*Director, Office of  
Workforce  
Development*




**Omar Khoshafa**

*Director of Key  
Initiatives & Strategic  
Planning,  
Mayor's Office*

## An Equitable Recovery for All Boston Residents





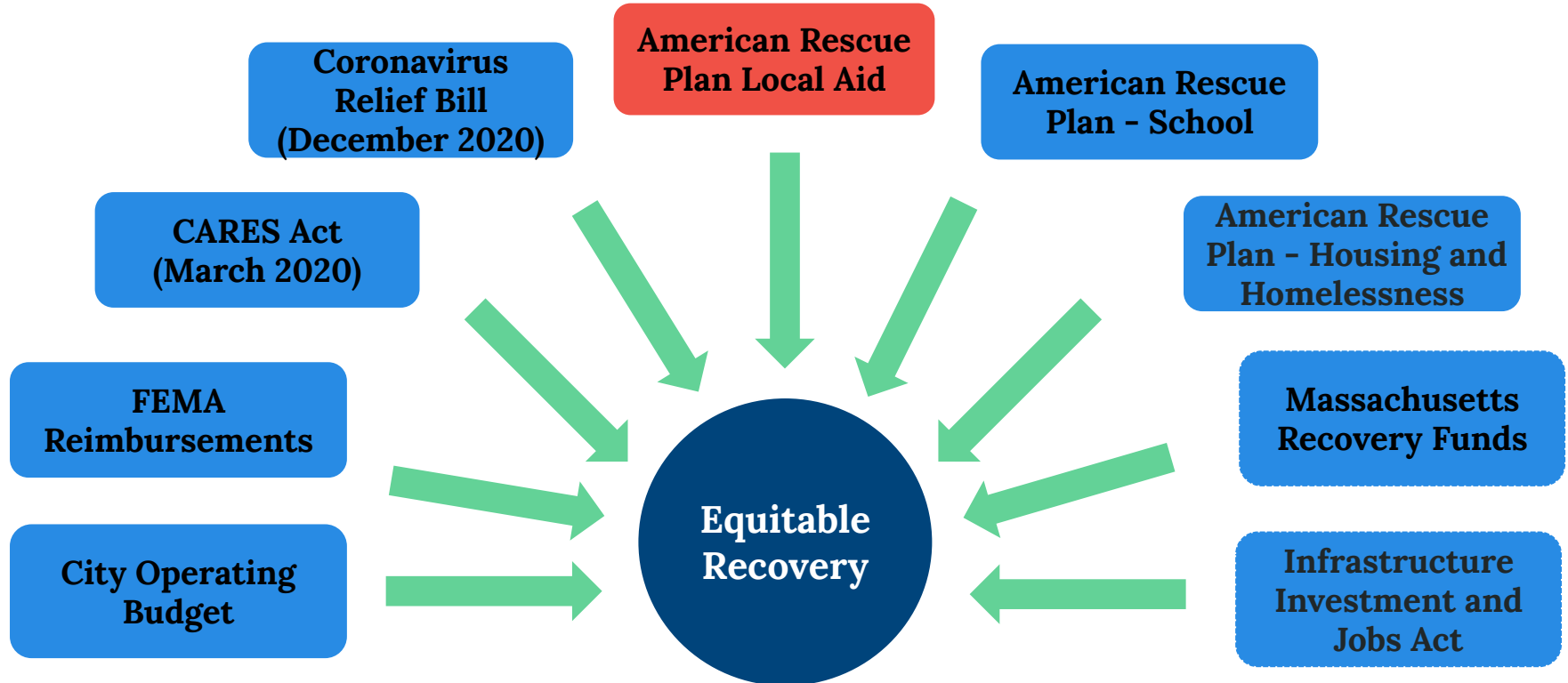


## Additional Lens

*While exploring investment opportunities in these areas, there will be an emphasis on solutions that incorporate **Arts & Culture** and **Climate Resiliency***

# What are Boston's available resources for recovery?

Funding Overview



## Total Funds

- Boston estimated to receive **\$558 Million** from ARPA, with \$424 Million coming directly to Boston and an additional \$134 Million from Suffolk County to come from the Commonwealth.
- **\$136.5 Million** has been allocated to date for emergency relief investments and stabilizing Boston's budget

## Guardrails

- ARPA funding must be committed **through December 2024**
- Fit into one of the **eligible "uses" of spending** on the next slide

# What are Boston's eligible uses of ARPA Funding?

## Funding Overview



### Support Public Health Response

- **Services to contain and mitigate the spread of COVID-19**, including vaccination, medical expenses, testing, contact tracing, quarantine costs, capacity enhancements, and many related activities
- **Behavioral healthcare services**, including mental health or substance misuse treatment, crisis intervention, and related services
- **Payroll and covered benefits** for public health, healthcare, human services, and public safety staff to the extent that they work on the COVID-19 response

### Replace Public Sector Revenue Loss

- **Ensure continuity of vital government services** by filling budget shortfalls
- **Revenue loss is calculated** relative to the expected trend, beginning with the last full fiscal year pre-pandemic and adjusted annually for growth
- **Recipients may re-calculate revenue loss** at multiple points during the program, supporting those entities that experience revenue loss with a lag

### Address Negative Economic Impacts

- **Deliver assistance to workers and families**, including support for unemployed workers, aid to households, and survivor's benefits for families of COVID-19 victims
- **Support small businesses** with loans, grants, in-kind assistance, and counseling programs
- **Speed the recovery of impacted industries**, including the tourism, travel, and hospitality sectors
- **Rebuild public sector capacity** by rehiring staff, replenishing state unemployment insurance funds, and implementing economic relief programs

### Broadband Infrastructure

- **Focus on households and businesses** without access to broadband and those with connections that do not provide minimally acceptable speeds
- **Fund projects that deliver reliable service** with minimum 100 Mbps download / 100 Mbps upload speeds unless impracticable
- **Complement broadband investments** made through the Capital Projects Fund

### Equity-Focused Services

- **Additional flexibility for the hardest-hit communities and families** to address health disparities, invest in housing, address educational disparities, and promote healthy childhood environments
- **Broadly applicable** to Qualified Census Tracts, other disproportionately impacted areas, and when provided by Tribal governments

### Water & Sewer Infrastructure

- **Includes improvements to infrastructure**, such as building or upgrading facilities and transmission, distribution, and storage systems
- **Eligible uses aligned to Environmental Protection Agency project categories** for the Clean Water State Revolving Fund and Drinking Water State Revolving Fund

A nighttime photograph of the Boston waterfront. In the foreground, a historic wooden building with a sign that reads "BOSTON TEA PARTY SHIPS & MUSEUM" is visible. The water reflects the city lights and the sky. In the background, modern skyscrapers are lit up against the dark blue sky. A white horizontal line is positioned below the main title.

# CITY OF BOSTON CHILDCARE INITIATIVES

*Mayor's Office of Women's Advancement*

# CHILDCARE RESEARCH

## CHILDCARE SURVEY

ANNUAL CHILDCARE SURVEY

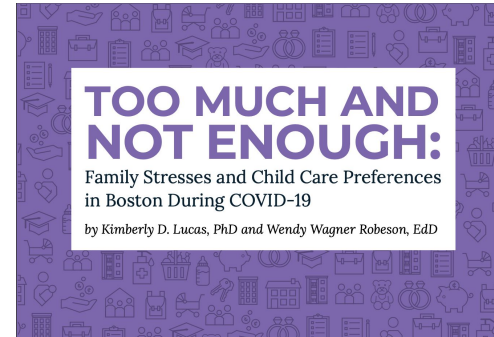


中文 | Español | Tiếng Việt | Kreyòl ayisyen | Português | kriolu

[BOSTON.GOV/CHILDCARE-SURVEY](https://boston.gov/childcare-survey)

- Optional childcare survey insert in the City Census
- Conducted in 2019 and 2021
- First ever city-wide survey regarding childcare challenges and needs
- Report of findings available at [boston.gov/women](https://boston.gov/women)

## TOO MUCH AND NOT ENOUGH



- This project was designed:
  - to uncover families' child care preferences,
  - identify the factors that drive these preferences, and
  - learn how families are handling work and child care issues during the pandemic
- Report is available at [boston.gov/women](https://boston.gov/women)



City of Boston  
Women's Advancement

## Results from the 2019 Survey

**The cost of childcare is a top concern for families in our sample, regardless of which neighborhood they live in.**

- 86% of respondents listed “Not affordable” as a childcare challenge

**Access to childcare is a major concern for families in our sample.**

- 45% of respondents said childcare was either too far or too difficult to find

**Women in our sample reported childcare as a challenge to entering/re-entering the workforce.**

- Almost 1/3 of respondents who stay home to care for their children said they needed / wanted to work



# Upcoming Research

## Results from the 2021 Childcare Census:

- Full report will be released late Fall.
- Initial analysis indicates that:
  - Families are currently not in the childcare arrangements that fit their wants or needs.
  - Parent/guardian caretakers in our sample are overwhelmingly dissatisfied with their current arrangements, interfering with their career desires, especially for women.

## The Early Education Professionals Workforce Survey:

- The aim is to characterize Boston's early education and care workforce and inform policy and investments to rebuild it.
- There are approximately 1,000 early educators in Boston. This project seeks to reach as many early educators as possible to be able to accurately describe the Boston early educator workforce.



# CITY OF BOSTON CHILDCARE SURVEY

*We want to better understand your challenges with childcare. Your answers will help inform a City policy that works for all.*



**The Boston Opportunity Agenda**

A Historic Education Partnership



# CHILDCARE ENTREPRENEUR FUND

---

## WHO ARE BOSTON'S FAMILY CHILDCARE PROVIDERS?

- 90% Women
- 61% Women of Color
- 44% Immigrant
- Average Annual Income: \$27,000

## WHAT IS THE CHILDCARE ENTREPRENEUR FUND?

- Supports family childcare providers
- \$3,500 grant
- 6 business skills workshops
- Cohort for collaboration and support



In 2 years, we have trained 20% of the Family Childcare owners in Boston and awarded \$346,500 in grants. This fiscal year, we will be able to train another 20% and award \$374,500 in grants from City funds.

# CHILDCARE & CURRENT ARPA FUNDS

---

## \$2 MILLION IN FUNDS ALLOCATED TO:

- Train childcare providers to conduct developmental screenings
- Support the childcare workforce with hiring bonuses and retention grants
- Marketing and technology training and grants for family childcare businesses



# CHILDCARE CONTRIBUTION FUND

---

## \$250K GRANT FUND FROM THE BPDA

- Grants provide child care facilities, and/or expand existing child care services
- RFP sought a broad range of solutions to childcare supply problem, and we received many creative ideas

## SEVEN GRANTEES WERE SELECTED

- 3 citywide programs
- 4 neighborhood-based locations including Dorchester, East Boston, Jamaica Plain (neighborhoods with high access gaps)
- Variety of organization types (3 nonprofits supporting childcare sector, 2 childcare centers, 2 family childcare programs)

## GRANTEE PROJECTS WILL:

- Create at least **297 new childcare seats** in the City of Boston
- Offer childcare during nontraditional hours
- Train and place assistants in Family Childcare programs
- Recruit and train new Family Childcare business owners
- Construct new childcare centers
- Support family, friend and neighbor caregivers

# Listening Session

*Breakout Rooms*

**B**

## **Your experience and feedback**

- Which of the points/gaps from the presentation resonate with you? What did we miss?
- What are the main barriers to access for existing programs and services?

## **Your Ideas**

- Are there any childcare workforce support programs you have seen or heard about that you wish Boston would implement?
- Are there any City-run or other programs that we should consider expanding?



# Conclusion - What We Heard

**B**

- **Fill out our survey:** [bit.ly/gobetterbos](https://bit.ly/gobetterbos)
- **Spread the word** about the other #LetsGoBetter meetings ----->
  - Other meetings on homeownership, small businesses, immigrant advancement, and the arts.
- You can also **email us** any follow up questions at [recover@boston.gov](mailto:recover@boston.gov)

## BOSTON, LET'S GO BETTER!

Help inform how the City of Boston invests \$400m in one-time federal funds to jumpstart Boston's equitable recovery.

To participate, you can fill out our survey, join us for a community meeting (schedule below), call **311** or visit [boston.gov/recover](https://boston.gov/recover) to learn more.

### Initial Community Meetings 5:30-7:30pm

**August 26**  
Affordable Homeownership

**August 31 (3pm)**  
Supporting Small Businesses

**September 1 (12pm)**  
Substance Use Disorders

**September 1**  
Access to Internet & Career Training

**September 8**  
Career Training for Quality Jobs  
(i.e. green jobs, life sciences)

**September 14 (3pm)**  
Supporting Small Businesses

**September 15**  
Quality Jobs & Childcare

**September 16**  
Affordable Homeownership

**October**  
Additional community meetings



**SURVEY:** [BIT.LY/GOBETTERBOS](https://bit.ly/gobetterbos)

To request translation and/or interpretation services, please contact: [noreily.cirino@boston.gov](mailto:noreily.cirino@boston.gov) and [LCA@boston.gov](mailto:LCA@boston.gov) two weeks in advance.



Mayor Kim Janey



Neighborhood Services