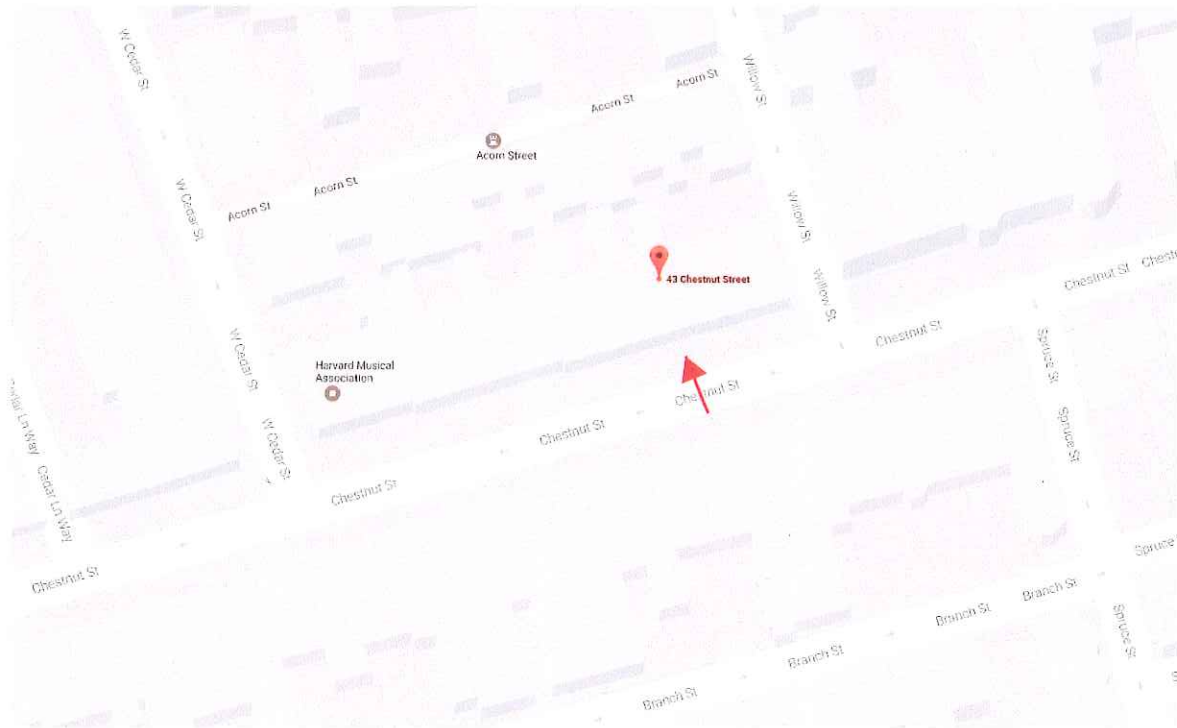



LOCATION OF HOME



43 Chestnut Street, Street Side of Building



Front Elevation of 43 Chestnut Street




Location of Door to be Modified - Lower Level - 43 Chestnut Street



Door Elevation - Close Up

1. Remove panel moldings.
2. Remove upper center stile to allow for single piece of glass
3. Install new glass panel
4. Reinstall moldings using center stile moldings at top and lock rails.




Explanation of Installation



Close Up of Door Molding (for reference)

Example of How Completed Door Will Look



EXAMPLES OF SIMILAR APPLICATIONS ON CHESTNUT STREET



31 Chestnut Street



41 Chestnut Street

EXAMPLES OF SIMILAR APPLICATIONS ON CHESTNUT STREET



54 Chestnut Street



17 Chestnut Street